

## LED Luminaires

### ProLED Select Downlight Retrofit Series

- Five Selectable Color Temperatures
- 90+ CRI for Superior Color Rendering
- Dimmable to 5%
- Baffle and Smooth Trim
- UL Listed for Wet Locations

### Specifications

#### Description

The ProLED Select Retrofit Downlight Series provides a high performing solution for all retrofit downlighting projects. This product is five CCT Selectable which offers the ultimate in flexibility and performance and is perfect to find the desired look and feel of your space.

#### Construction

- CCT select dipswitch on driver housing
- Matte white metal housing
- Diffused polycarbonate lens
- Baffle and smooth trim style
- 4" Fixture - friction clips installation
- 6" Fixture - torsion spring installation compatible with most 5/6" cans
- E26 adaptor - included in box

#### Certifications

- ETL Listed
- Energy Star Certified
- IC Rated
- Wet Location
- Title 20 Compliant
- JA-8 Compliant

DATE: \_\_\_\_\_ LOCATION: \_\_\_\_\_  
TYPE: \_\_\_\_\_ PROJECT: \_\_\_\_\_  
CATALOG #: \_\_\_\_\_



#### Performance

- Selectable color temperatures 2700K, 3000K, 3500K, 4000K, 5000K
- Up to 106 lumens per watt
- High CRI 90+
- L70 lumen maintenance > 50,000 hours
- Dimmable to 5% on compatible dimmers
- 120VAC input
- 5 year limited warranty

## ProLED Select Downlight Retrofit Series

### Ordering Logic

Series	Product Size	Wattage	CCT	Trim Style
RDL = Retrofit Downlight	4 = 4 Inch 6 = 6 Inch	8 = 8W 10.5 = 10.5W 14 = 14W	CS = Color Selectable 2700K/3000K/3500K/4000K/5000K	ST = Smooth Trim BT = Baffle Trim

### Ordering Information

Product SKU	Product Code	Product Description	Energy Star Product ID
87983	RDL4-8-CS-BT	ProLED Select Retrofit Downlight 4" 8W 700lm CCT Selectable Baffle Trim	3554912
87984	RDL6-10.5-CS-BT	ProLED Select Retrofit Downlight 6" 10.5W 900lm CCT Selectable Baffle Trim	3554913
87985	RDL6-14-CS-BT	ProLED Select Retrofit Downlight 6" 14W 1200lm CCT Selectable Baffle Trim	3554914
87986	RDL4-8-CS-ST	ProLED Select Retrofit Downlight 4" 8W 700lm CCT Selectable Smooth Trim	3554912
87987	RDL6-10.5-CS-ST	ProLED Select Retrofit Downlight 6" 10.5W 900lm CCT Selectable Smooth Trim	3554913
87988	RDL6-14-CS-ST	ProLED Select Retrofit Downlight 6" 14W 1200lm CCT Selectable Smooth Trim	3554914
<b>Accessories</b>			
87960	RDL4-RT-BT-BK	ProLED Select Retrofit Downlight 4" Round Replaceable Baffle Trim Black	
87961	RDL6-RT-BT-BK	ProLED Select Retrofit Downlight 6" Round Replaceable Baffle Trim Black	
87962	RDL4-RT-ST-BK	ProLED Select Retrofit Downlight 4" Round Replaceable Smooth Trim Black	
87963	RDL6-RT-ST-BK	ProLED Select Retrofit Downlight 6" Round Replaceable Smooth Trim Black	
87964	RDL4-RT-BT-BN	ProLED Select Retrofit Downlight 4" Round Replaceable Baffle Trim Brushed Nickel	
87965	RDL6-RT-BT-BN	ProLED Select Retrofit Downlight 6" Round Replaceable Baffle Trim Brushed Nickel	
87966	RDL4-RT-ST-BN	ProLED Select Retrofit Downlight 4" Round Replaceable Smooth Trim Brushed Nickel	
87967	RDL6-RT-ST-BN	ProLED Select Retrofit Downlight 6" Round Replaceable Smooth Trim Brushed Nickel	
87968	RDL4-RT-BT-BZ	ProLED Select Retrofit Downlight 4" Round Replaceable Baffle Trim Bronze	
87969	RDL6-RT-BT-BZ	ProLED Select Retrofit Downlight 6" Round Replaceable Baffle Trim Bronze	
87970	RDL4-RT-ST-BZ	ProLED Select Retrofit Downlight 4" Round Replaceable Smooth Trim Bronze	
87971	RDL6-RT-ST-BZ	ProLED Select Retrofit Downlight 6" Round Replaceable Smooth Trim Bronze	
87972	RDL6-RB	ProLED Select Retrofit Downlight 6" Friction Installation Band	
87973	RDL4-GR	ProLED Select Retrofit Downlight 4" Goof Ring 4"-6"	
87974	RDL6-GR	ProLED Select Retrofit Downlight 6" Goof Ring 6"-8"	

## ProLED Select Downlight Retrofit Series

### Specifications Table

	RDL4-8-CS-BT	RDL6-10.5-CS-BT	RDL6-14-CS-BT	RDL4-8-CS-ST	RDL6-10.5-CS-ST	RDL6-14-CS-ST
Nominal Wattage	8W	10.5W	14W	8W	10.5W	14W
Delivered Lumens	707lm - 791lm	926lm - 1078lm	1219lm - 1318lm	757lm - 849lm	965lm - 1084lm	1276lm - 1380lm
Efficacy (lm/W)	83LPW - 98LPW	88LPW - 102LPW	87LPW - 94LPW	94LPW - 106LPW	91LPW - 103LPW	91LPW - 98LPW
CCT	Selectable - 2700K, 3000K, 3500K, 4000K, 5000K					
CRI	92+					
L70 Lifetime (hrs)	50,000					
Voltage	120VAC					
Power Factor	>0.9					
Dimming	>5%					
Housing	Metal					
Lens	Diffused Polycarbonate Lens					
Operating Temperature	-20°C - 40°C					
Listings	ETL, Energystar, Title 20, Title 24, JA-8					
Environment	UL Wet Location, IC Rated					
Warranty	5 Years Standard					

### Performance Table

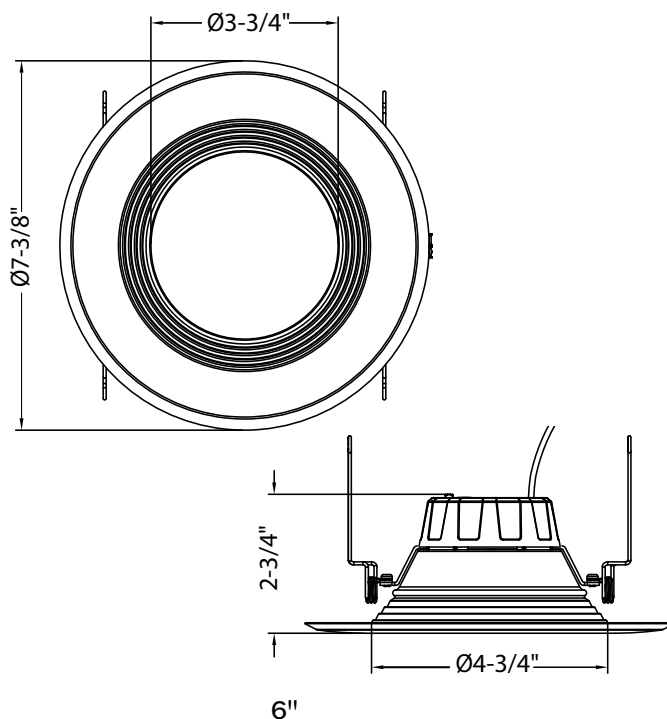
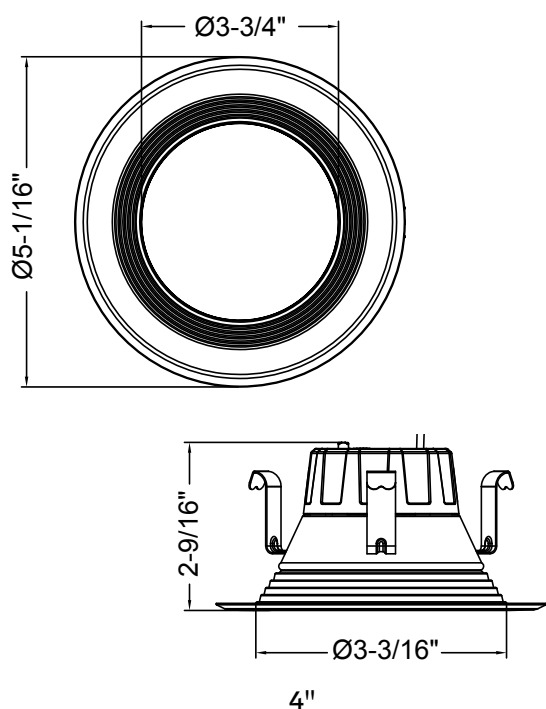
		2700K	3000K	3500K	4000K	5000K
Product Code	Wattage	Lumen Output (lm)	Lumen Output (lm)	Lumen Output (lm)	Lumen Output (lm)	Lumen Output (lm)
RDL4-8-CS-BT	8	707	741	782	791	770
RDL6-10.5-CS-BT	10.5	926	982	1035	1048	1021
RDL6-14-CS-BT	14	1219	1268	1318	1313	1261
RDL4-8-CS-ST	8	757	793	838	849	829
RDL6-10.5-CS-ST	10.5	965	1017	1069	1084	1053
RDL6-14-CS-ST	14	1276	1325	1378	1380	1333

## ProLED Select Downlight Retrofit Series

### Dimmer Compatibility

Dimmer Information Description		Compatibility			
Dimmer Brand	Dimmer Model	1-fixture	4-fixture	8-fixture	10-fixture
LUTRON	MACL-153M	Yes	Yes	Yes	Yes
LUTRON	SCL-153P	Yes	Yes	Yes	Yes
LUTRON	DVCL-153P	Yes	Yes	Yes	Yes
LUTRON	CTCL-153PDH-WH	Yes	Yes	Yes	Yes
LUTRON	TGCL-153PH-WH	Yes	Yes	Yes	Yes
LUTRON	DVWCL-153PH-WH	Yes	Yes	Yes	Yes
LEGRAND	RHCL453PTC	Yes	Yes	Yes	Yes
LEGRAND	DCL453PTCCCV6	Yes	Yes	Yes	Yes
LEGRAND	HCL453PTCCCV6	Yes	Yes	Yes	Yes
LEVITON	Cat.NO.6674	Yes	Yes	Yes	Yes
LEVITON	R50-IPL06-10M	Yes	Yes	Yes	Yes

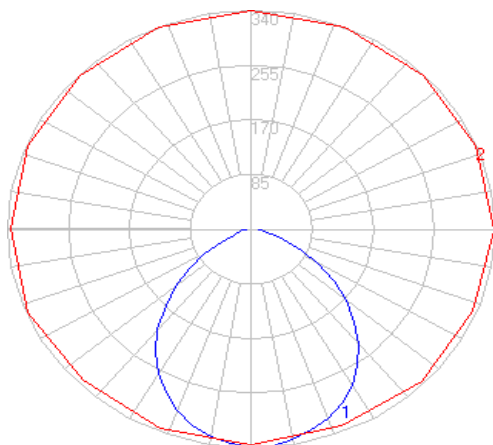
### Dimensions



## ProLED Select Downlight Retrofit Series

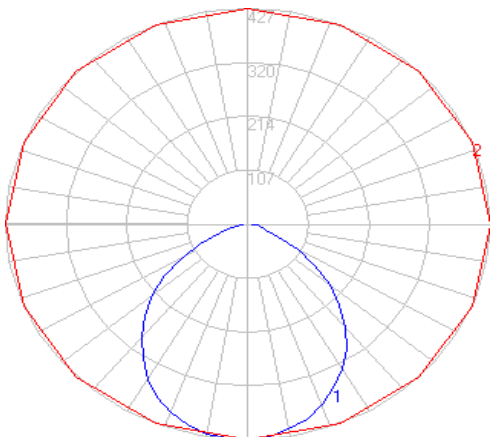
### Photometrics

Zonal Lumen Summary			
Zone	Lumens	%Lamp	%Fixt
0-20	122.05	N.A.	16.1
0-30	255.35	N.A.	33.7
0-40	408.62	N.A.	53.9
0-60	662.29	N.A.	87.3
0-80	748.44	N.A.	98.6
0-90	758.75	N.A.	100
Oct-90	726.84	N.A.	95.8
20-40	286.57	N.A.	37.8
20-50	430.58	N.A.	56.7
40-70	315.21	N.A.	41.5
60-80	86.15	N.A.	11.4
70-80	24.62	N.A.	3.2
80-90	10.31	N.A.	1.4
90-110	0	N.A.	0
90-120	0	N.A.	0
90-130	0	N.A.	0
90-150	0	N.A.	0
90-180	0	N.A.	0
110-180	0	N.A.	0
0-180	758.75	N.A.	100
Total Luminaire Efficiency = 100%			



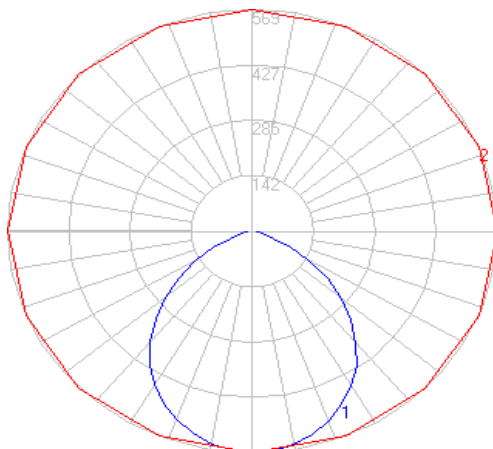
**RDL4-8-CS-ST**

Zonal Lumen Summary			
Zone	Lumens	%Lamp	%Fixt
0-20	154.53	N.A.	16
0-30	323.89	N.A.	33.5
0-40	519.49	N.A.	53.7
0-60	849.57	N.A.	87.8
0-80	955.07	N.A.	98.7
0-90	967.36	N.A.	100
Oct-90	927.04	N.A.	95.8
20-40	364.96	N.A.	37.7
20-50	551.62	N.A.	57
40-70	407.12	N.A.	42.1
60-80	105.5	N.A.	10.9
70-80	28.46	N.A.	2.9
80-90	12.28	N.A.	1.3
90-110	0	N.A.	0
90-120	0	N.A.	0
90-130	0	N.A.	0
90-150	0	N.A.	0
90-180	0	N.A.	0
110-180	0	N.A.	0
0-180	967.36	N.A.	100
Total Luminaire Efficiency = 100%			



**RDL6-10.5-CS-ST**

Zonal Lumen Summary			
Zone	Lumens	%Lamp	%Fixt
0-20	205.82	N.A.	16.1
0-30	431.15	N.A.	33.7
0-40	692.37	N.A.	54.1
0-60	1126.71	N.A.	88.1
0-80	1263.25	N.A.	98.7
0-90	1279.48	N.A.	100
Oct-90	1225.76	N.A.	95.8
20-40	486.55	N.A.	38
20-50	733.27	N.A.	57.3
40-70	533.86	N.A.	41.7
60-80	136.53	N.A.	10.7
70-80	37.01	N.A.	2.9
80-90	16.24	N.A.	1.3
90-110	0	N.A.	0
90-120	0	N.A.	0
90-130	0	N.A.	0
90-150	0	N.A.	0
90-180	0	N.A.	0
110-180	0	N.A.	0
0-180	1279.48	N.A.	100
Total Luminaire Efficiency = 100%			



**RDL6-10.5-CS-ST**