



Emergency Driver Installation Guide




LED emergency driver YH36, YH36A series



CAUTION :

- DO NOT USE OUTDOORS.
- DO NOT MOUNT NEAR GAS OR ELECTRONIC HEATERS.
- EQUIPMENT SHOULD BE MOUNTED IN LOCATIONS AND AT HEIGHTS WHERE IT WILL NOT BE SUBJECTED TO TAMPERING BY UNAUTHORIZED PERSONNEL.
- THE USE OF ACCESSORY EQUIPMENT NOT RECOMMENDED BY THE MANUFACTURER MAY CAUSE AN UNSAFE CONDITION.
- DO NOT USE THIS EQUIPMENT FOR OTHER THAN ITS INTENDED USE.
- Use with grounded, UL Listed, damp location rated fixtures and case should be grounding.
- The equipment is intended for ordinary locations and for permanent installation into one or more Listed emergency luminaires.



Product description

- Suit for 4W to 300W lamp with external Led driver.
- Used with LiFePO4 battery.
- Constant power output.
- LED emergency converter that can transfer standard LED fitting into emergency LED fitting.
- Accessary test switch and charge indicator.

Applications

- UL Listed for dry locations.
- For use on a wide range of LED fittings to convert them from standard to emergency fitting.
- Additional Relay that can control standard LED driver.
- Deep discharge protection.
- Ambient range ta 0...60 .
- IP20 protection.

Protections :

- Input over current protection.
- Output over voltage protection.
- Output under current protection.
- Output short circuit protection.

Warranty

- Warranty 5 years,
Emergency driver and battery.



Emergency Driver Installation Guide



LED emergency driver YH36,YH36A series

Ordering data

Model No .:	Input voltage	Voltage power (E M mode Vdc)	Emergency time	Battery pack	Battery capacity
YH36-04WL-54	100-347Vac 50-60Hz	25-54V 4W	90min	LiFePO4 6.4V 1.6Ah	10.24Wh
YH36-04WL-300		90-300V 4W			
YH36A-04WL-54	100-277Vac 50-60Hz	25-54V 4W	90min	LiFePO4 6.4V 1.6Ah	10.24Wh
YH36A-04WL-300		90-300V 4W			
YH36-09WL-50	100-347Vac 50-60Hz	15-54V 9W	90min	LiFePO4 6.4V 3.2Ah	20.48Wh
YH36-09WL-300		90-300V 9W			
YH36A-09WL-50	100-277Vac 50-60Hz	15-54V 9W	90min	LiFePO4 6.4V 3.2Ah	20.48Wh
YH36A-09WL-300		90-300V 9W			
YH36-16WL-54	100-347Vac 50-60Hz	25-54V 16W	90min	LiFePO4 12.8V 3.3Ah	42.24Wh
YH36-16WL-300		90-300V 16W			
YH36A-16WL-54	100-277Vac 50-60Hz	25-54V 16W	90min	LiFePO4 12.8V 3.3Ah	42.24Wh
YH36A-16WL-300		90-300V 16W			
YH36-25WL-52	100-347Vac 50-60Hz	25-52V 25W	90min	LiFePO4 12.8V 4.8Ah	61.44Wh
YH36-25WL-300		90-300V 25W			
YH36A-25WL-52	100-277Vac 50-60Hz	25-52V 25W	90min	LiFePO4 12.8V 4.8Ah	61.44Wh
YH36A-25WL-300		90-300V 25W			

Technical data

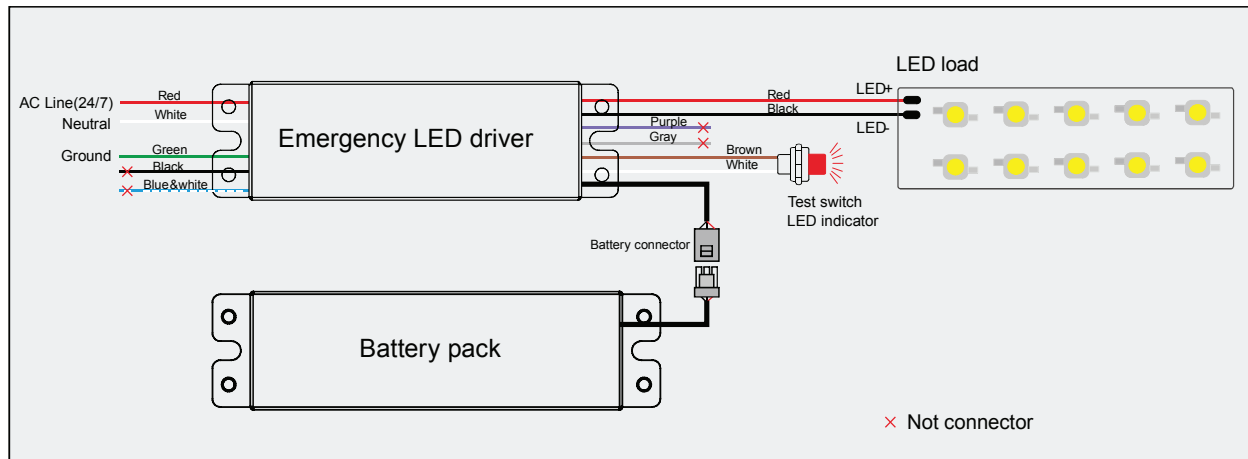
Item	Data
Rated input voltage	100-347V, 100-277VAC, 50/ 60Hz
Input current	120mA Max
Input power	8W max
Power factor	0.6 @100VAC, 0.5 @347VAC
Output wire L out N out LED load input)	AC 6A Max
Output voltage range	DC25-54V, 60V max; 90-300V, 350V max.
Output voltage emergency mode)	4, 9, 16, 25W ,Constant power
Battery cells type	LiFePO4 3.2V, 18650-1.6Ah, 26650-3.3Ah
Recharge current	0-500mA
Recharge time	24---48hours
Discharge time	90 minutes
Max . casing temperature tc	80
Ambient operating temperature ta	0-60
Service life	50000 hours
RFV EMI	FCC

Emergency Driver Installation Guide

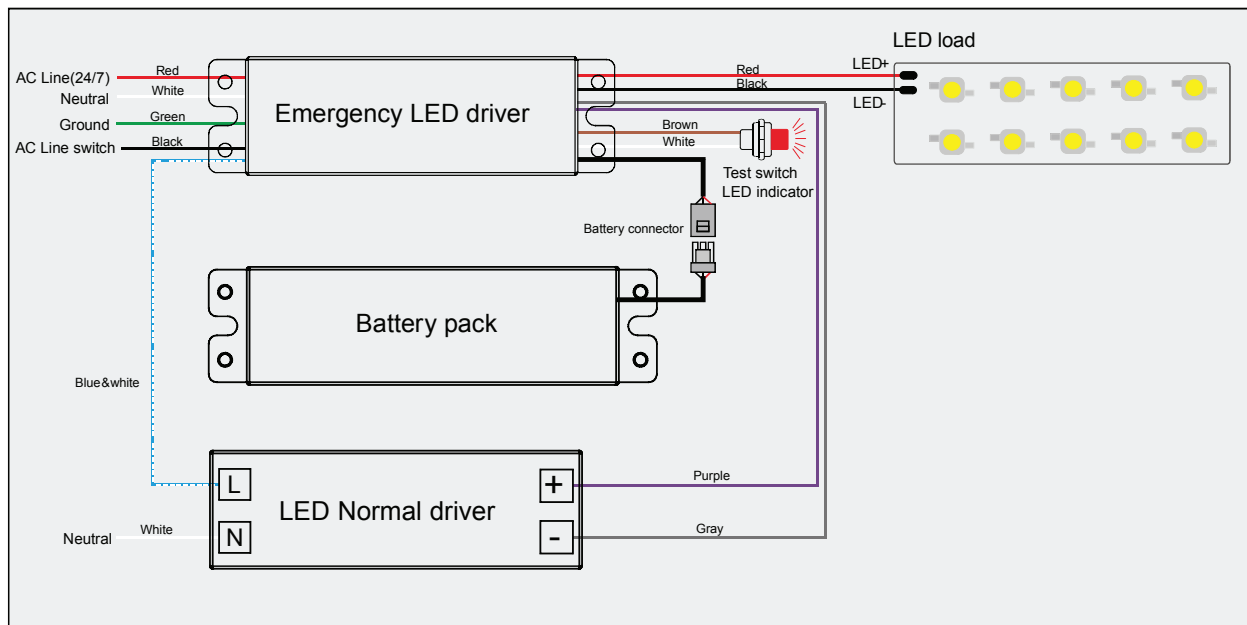


LED emergency driver YH36,YH36A series

Wiring diagram(Non-maintained)



Wiring diagram(Maintained)



Installation instruction:

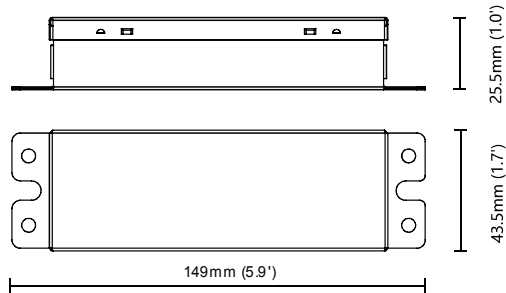
- Please install this product properly by the licensed electrician.
- Please check and confirm all the data and usage surrounding before installation.
- Damp or wet location installation is OK.
- This item could be used in the sealed fixtures or installed open area of the fixtures.
- Please keep it away from the flammable materials with a place of good heat dissipation.
- Please charge the battery consistently for >24 hours for the first time usage so as to activate the whole battery cells of discharging/charging duration.

Emergency Driver Installation Guide



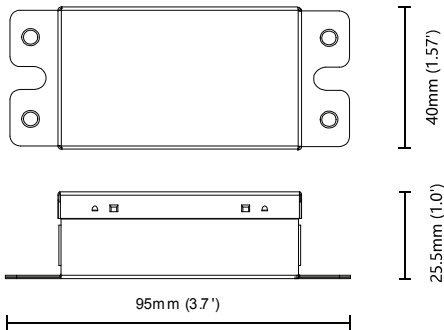
LED emergency driver YH36,YH36A series

Dimensions(Emergency driver)

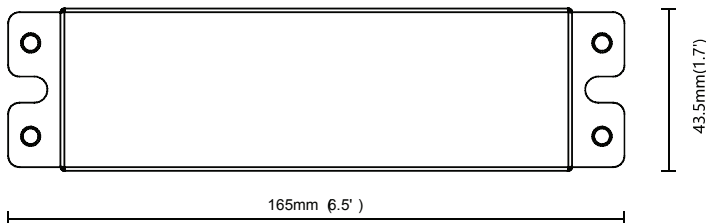


YH36,YH36A series
Emergency driver
149mm(5.9")x43.5mm(1.7")x25.5mm(1")


Dimensions(Battery pack)



Battery pack
LiFePO4 6.4V 1.6Ah
95mm(3.7")x40mm(1.57")x25.5mm(1")




Battery pack
LiFePO4 6.4V 3.2Ah
165mm(6.5")x43.5mm(1.7")x25.5mm(1")



Emergency Driver Installation Guide



LED emergency driver YH36, YH36A series

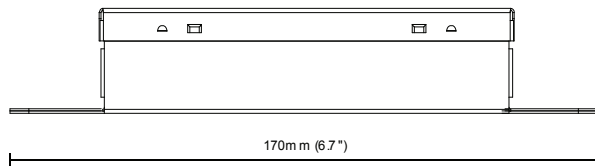


59mm (2.3")

Battery pack

LiFePO4 12.8V 3.3Ah

170mm(6.7")x59mm(2.3")x30mm(1.18")



30mm (1.18")

170mm (6.7")

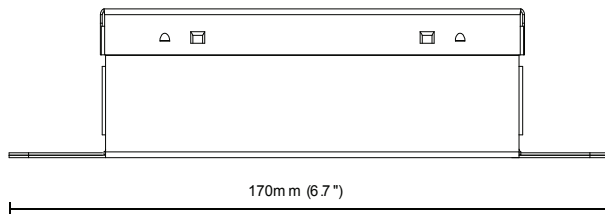


62mm (2.44")

Battery pack

LiFePO4 12.8V 4.8Ah

170mm(6.7")x62mm(2.44")x40mm(1.57")



40mm (1.57")

170mm (6.7")

Warranty Information:

This product is warranted for five years from the date of purchase. If this product does not perform to the specifications supplied on this package, send an email or write to the address below for product return and replacement. This replacement is the sole remedy available. Liability for incidental or consequential damage is expressly excluded. Visit www.halcolighting.com for full warranty details and compatibility information.

Test switch

- Emergency conversion Kit will go into emergency mode if test switch is pressed when main supply is on, while it will go into charging mode if test switch is not pressed.
- In emergency mode press the test switch for 3 seconds to turn off the current emergency state

LED indicator

- Red stable: charging mode or charging full.
- Red off: mains power off or discharging mode.

