

Report No.:

Test Time: 2022/9/22 星期四 23:56

## Luminaire Property

Luminaire Manufacturer:

Voltage: 121.2 V

Power: 193.00 W

Current: 1.601 A

Power Factor: 0.994

## Photometric Results

IES Classification: Type I

Total Rated Lamp Lumens: 29836.8 lm

Efficiency: 100%

Upward Ratio: 1%

Central Intensity: 14875.88 cd

Pos of Max. Intensity: H45 V4

Longitudinal Classification: Very Short


Measurement Flux: 29836.8 lm

Downward Ratio: 99%

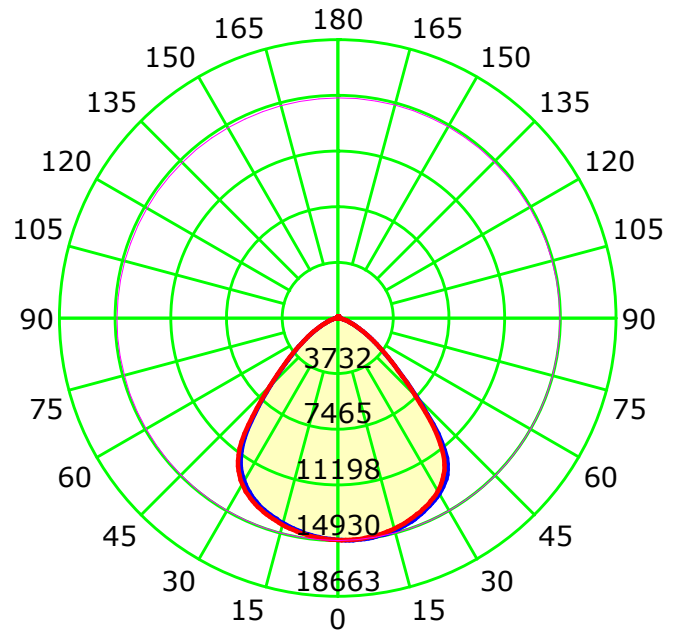
Luminaire Efficacy Rating (LER): 154.64

Max. Intensity: 14930.87 cd

Picture Of Luminaire



Luminous Intensity Distribution Curve



Unit: cd

Average Diffuse Angle(50%): 88.0°

— C0-C180 — C90-C270 — G4

C Plane (°):0.0-360.0: 22.5

Test Lab:

Test Type: TYPE C

Temperature:

Operator:

Gamma Plane (°):0.0-180.0:1.0

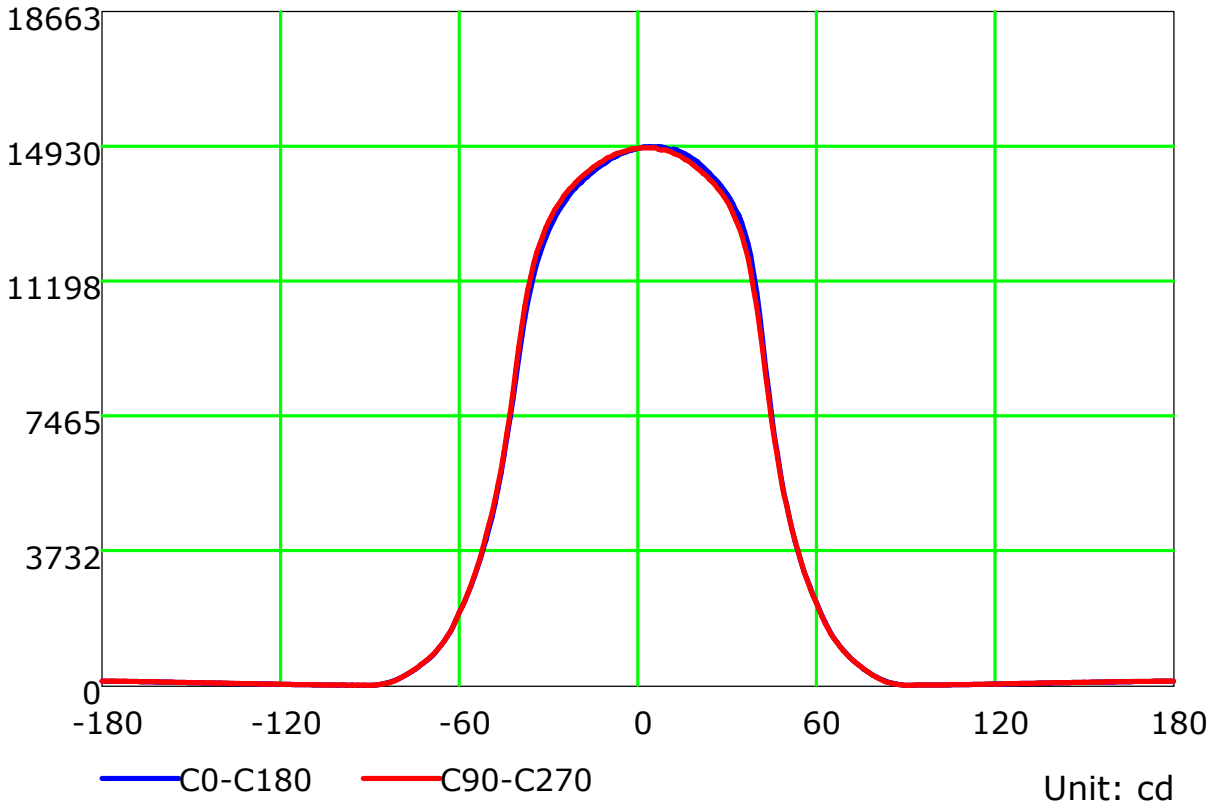
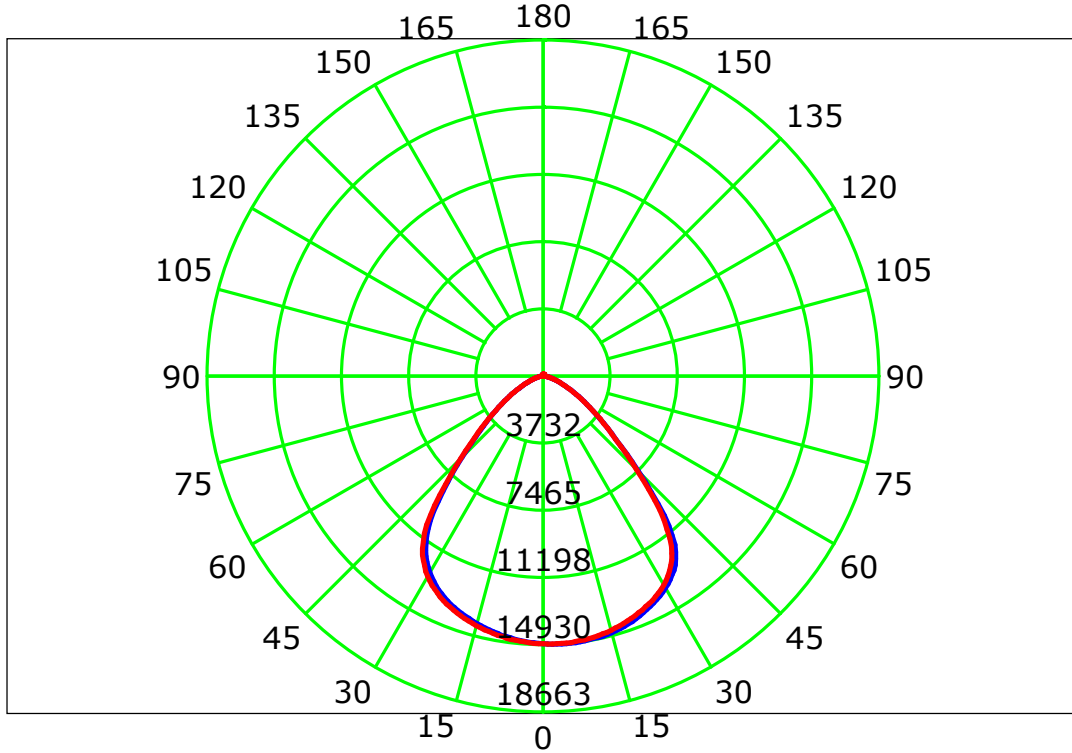
Test Device: GPM-1800B

Distance: 8.190 m

Humidity:

Inspector:

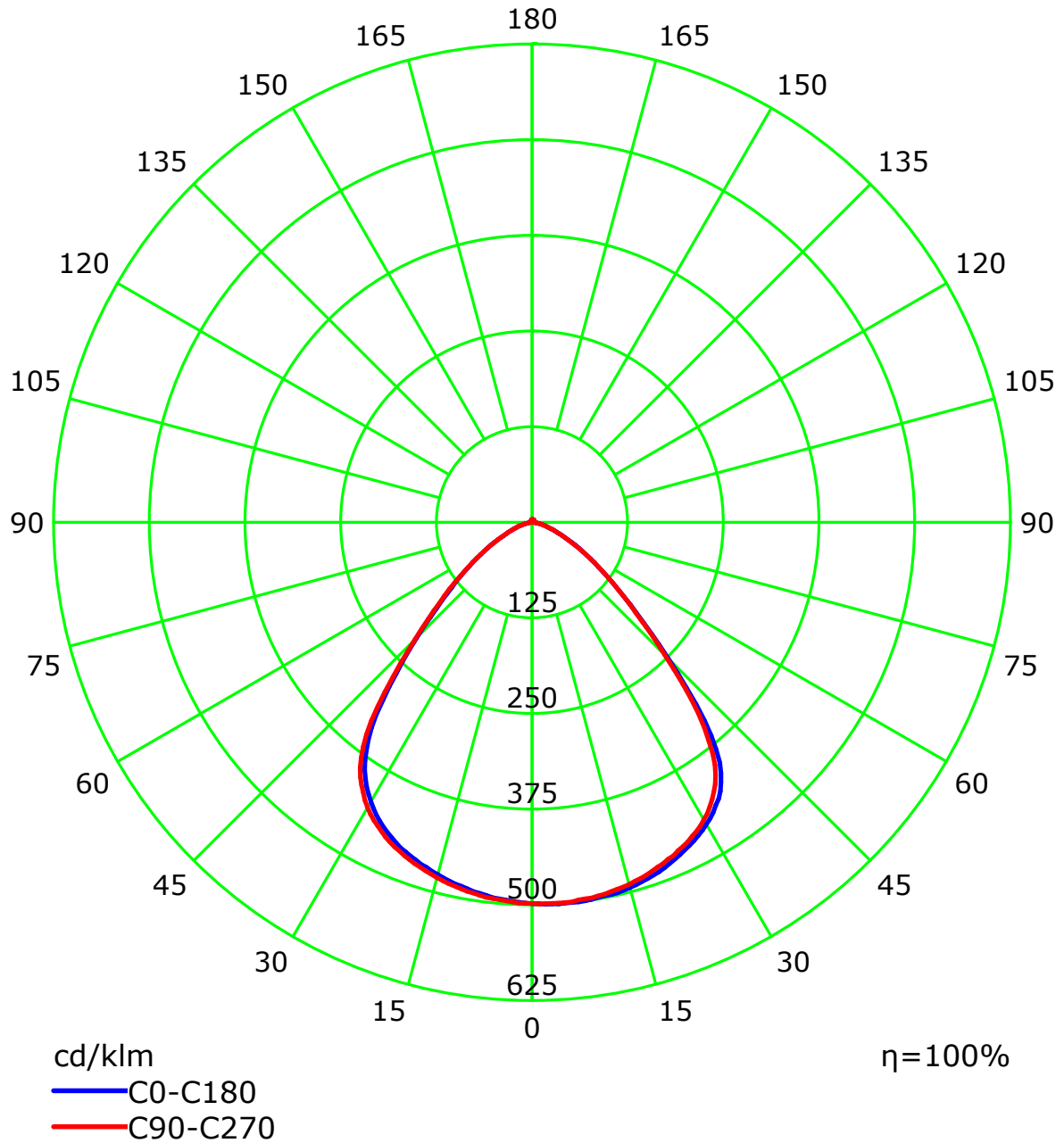
## Luminous Intensity Distribution Curve



C Plane (°):0.0-360.0: 22.5  
Test Lab:  
Test Type: TYPE C  
Temperature:  
Operator:

Gamma Plane (°):0.0-180.0:1.0  
Test Device: GPM-1800B  
Distance: 8.190 m  
Humidity:  
Inspector:

## Luminous Intensity Distribution Curve(cd/klm)



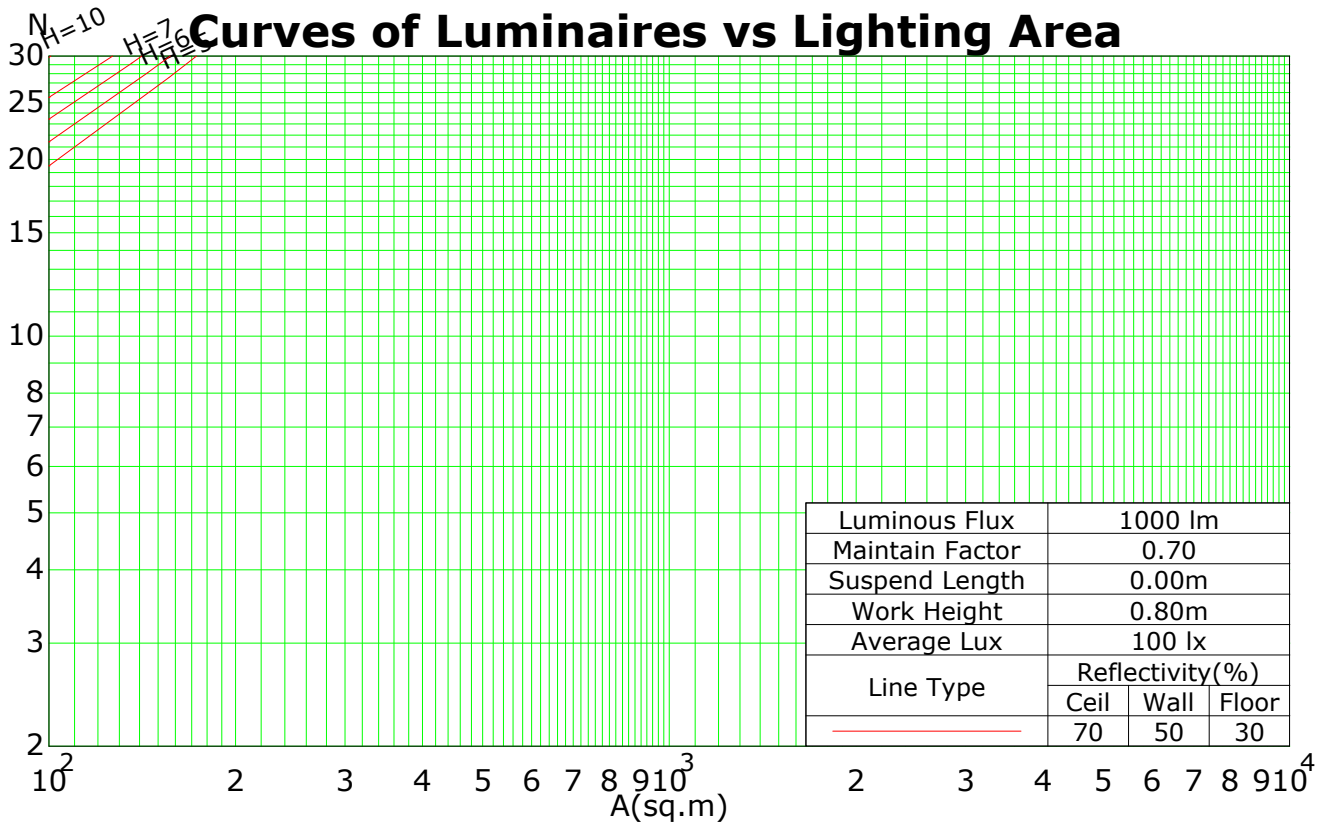
C Plane (°):0.0-360.0: 22.5  
Test Lab:  
Test Type: TYPE C  
Temperature:  
Operator:

Gamma Plane (°):0.0-180.0:1.0  
Test Device: GPM-1800B  
Distance: 8.190 m  
Humidity:  
Inspector:

## Coefficients Of Utilization - Zonal Cavity Method

RC	0.8	0.8	0.8	0.8	0.7	0.7	0.7	0.7	0.5	0.5	0.5	0.3	0.3	0.3	0.1	0.1	0.1	0
RW	0.7	0.5	0.3	0.1	0.7	0.5	0.3	0.1	0.5	0.3	0.1	0.5	0.3	0.1	0.5	0.3	0.1	0
RCR	RF = 0.2																	
0	119	119	119	119	116	116	116	116	111	111	111	106	106	106	101	101	101	99
1	111	108	104	101	109	105	102	100	101	99	96	97	95	93	93	92	90	88
2	103	97	91	87	101	95	90	86	91	87	84	88	85	82	85	82	80	78
3	96	87	81	75	94	86	80	75	83	78	73	80	76	72	78	74	71	69
4	89	79	72	66	87	78	71	66	75	69	65	73	68	64	71	67	63	61
5	83	72	64	59	81	71	64	58	69	62	58	67	61	57	65	60	56	54
6	77	66	58	52	75	65	57	52	63	56	52	61	55	51	60	55	51	49
7	72	60	52	47	70	59	52	47	58	51	46	56	51	46	55	50	46	44
8	67	55	48	43	66	55	47	42	53	47	42	52	46	42	51	46	42	40
9	63	51	44	39	62	51	43	39	49	43	38	48	42	38	47	42	38	36
10	59	47	40	35	58	47	40	35	46	40	35	45	39	35	44	39	35	33

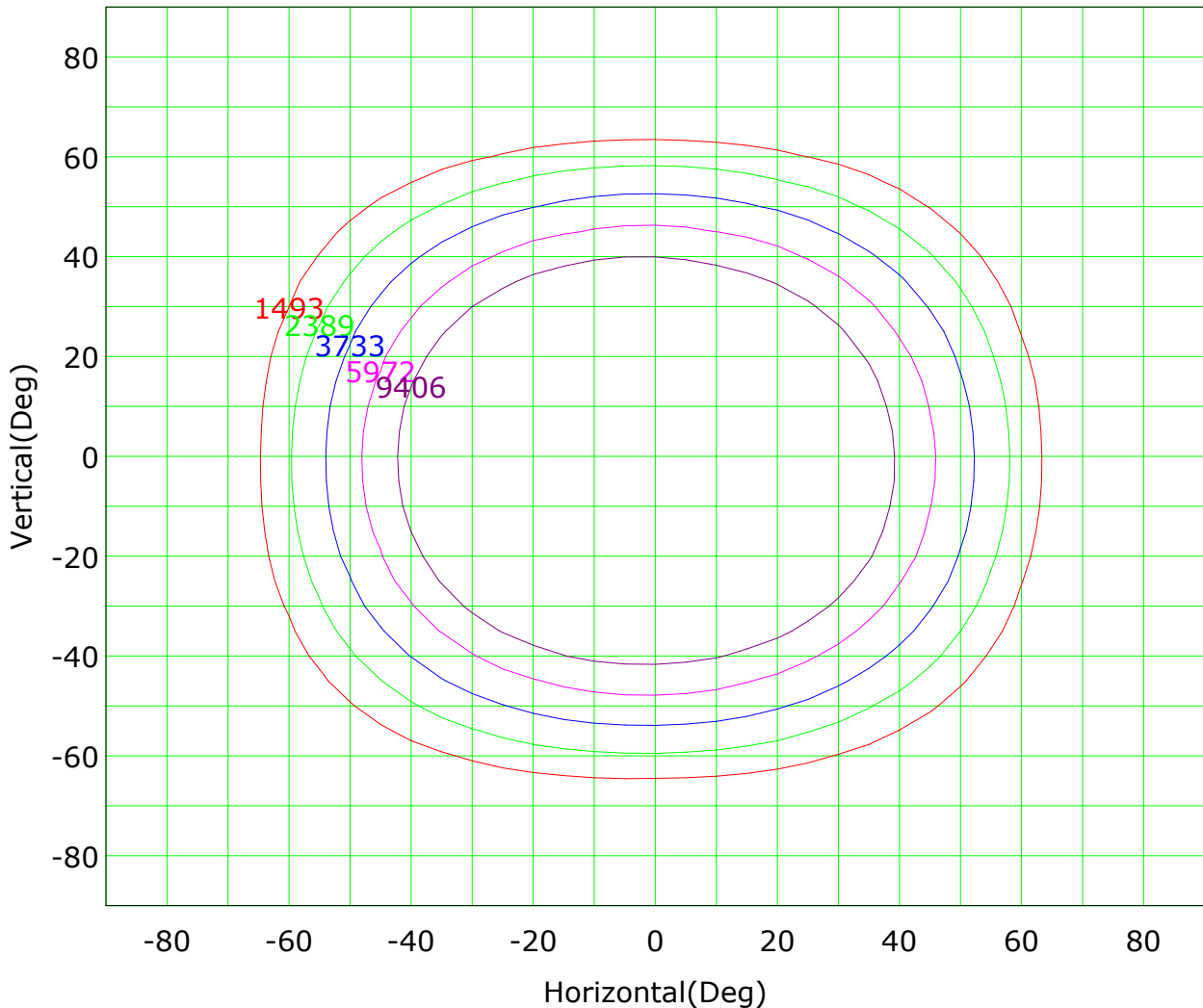
Spacing Criteria (0-180): 1.29  
 Spacing Criteria (90-270): 1.30  
 Spacing Criteria (Diagonal): 1.26



C Plane (°):0.0-360.0: 22.5  
 Test Lab:  
 Test Type: TYPE C  
 Temperature:  
 Operator:

Gamma Plane (°):0.0-180.0:1.0  
 Test Device: GPM-1800B  
 Distance: 8.190 m  
 Humidity:  
 Inspector:

## Isocandela (rectangle)



Imax (100%): 14931 cd

— ( 10%): 1493 cd	— ( 16%): 2389 cd
— ( 25%): 3733 cd	— ( 40%): 5972 cd
— ( 63%): 9406 cd	— (100%): 14931 cd

C Plane (°):0.0-360.0: 22.5

Test Lab:

Test Type: TYPE C

Temperature:

Operator:

Gamma Plane (°):0.0-180.0:1.0

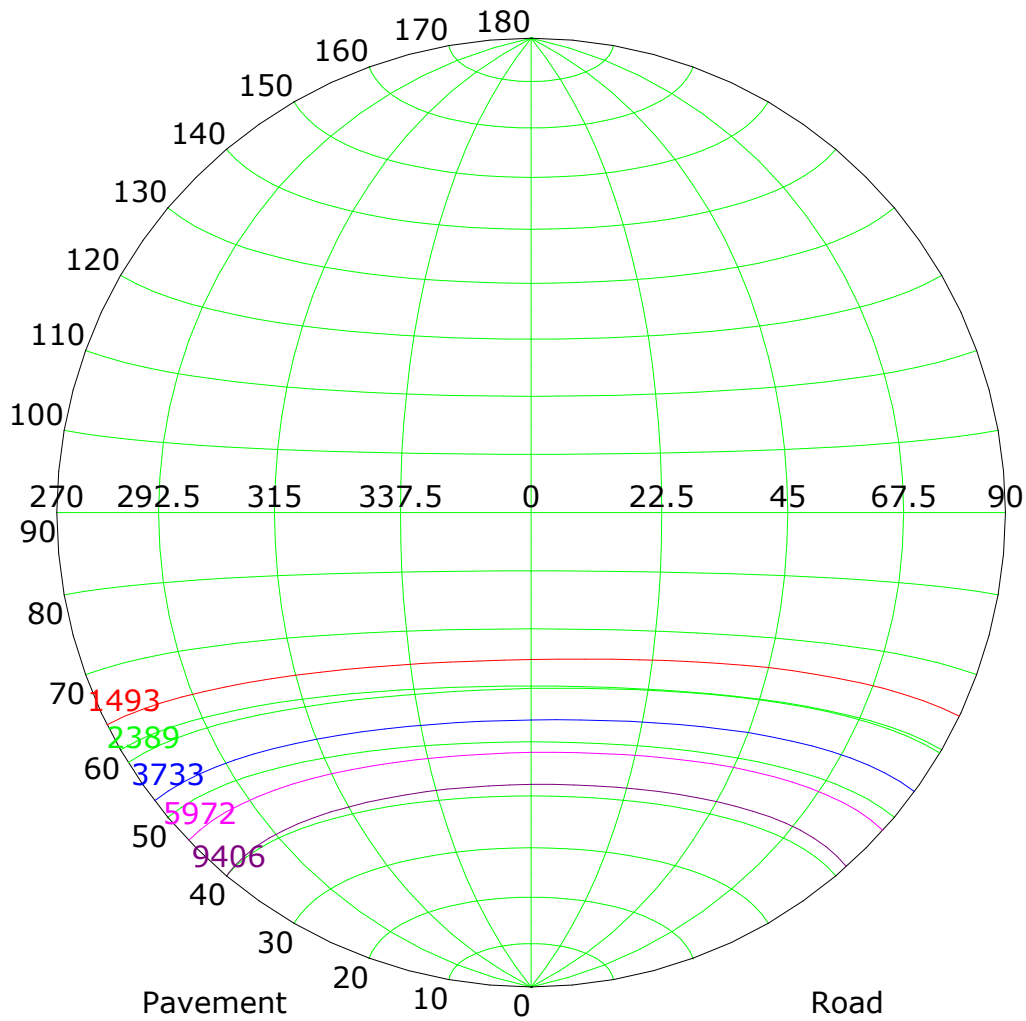
Test Device: GPM-1800B

Distance: 8.190 m

Humidity:

Inspector:

## Isocandela (sphere)



Imax (100%): 14931 cd

— ( 10%): 1493 cd	— ( 16%): 2389 cd
— ( 25%): 3733 cd	— ( 40%): 5972 cd
— ( 63%): 9406 cd	— (100%): 14931 cd

C Plane (°):0.0-360.0: 22.5

Test Lab:

Test Type: TYPE C

Temperature:

Operator:

Gamma Plane (°):0.0-180.0:1.0

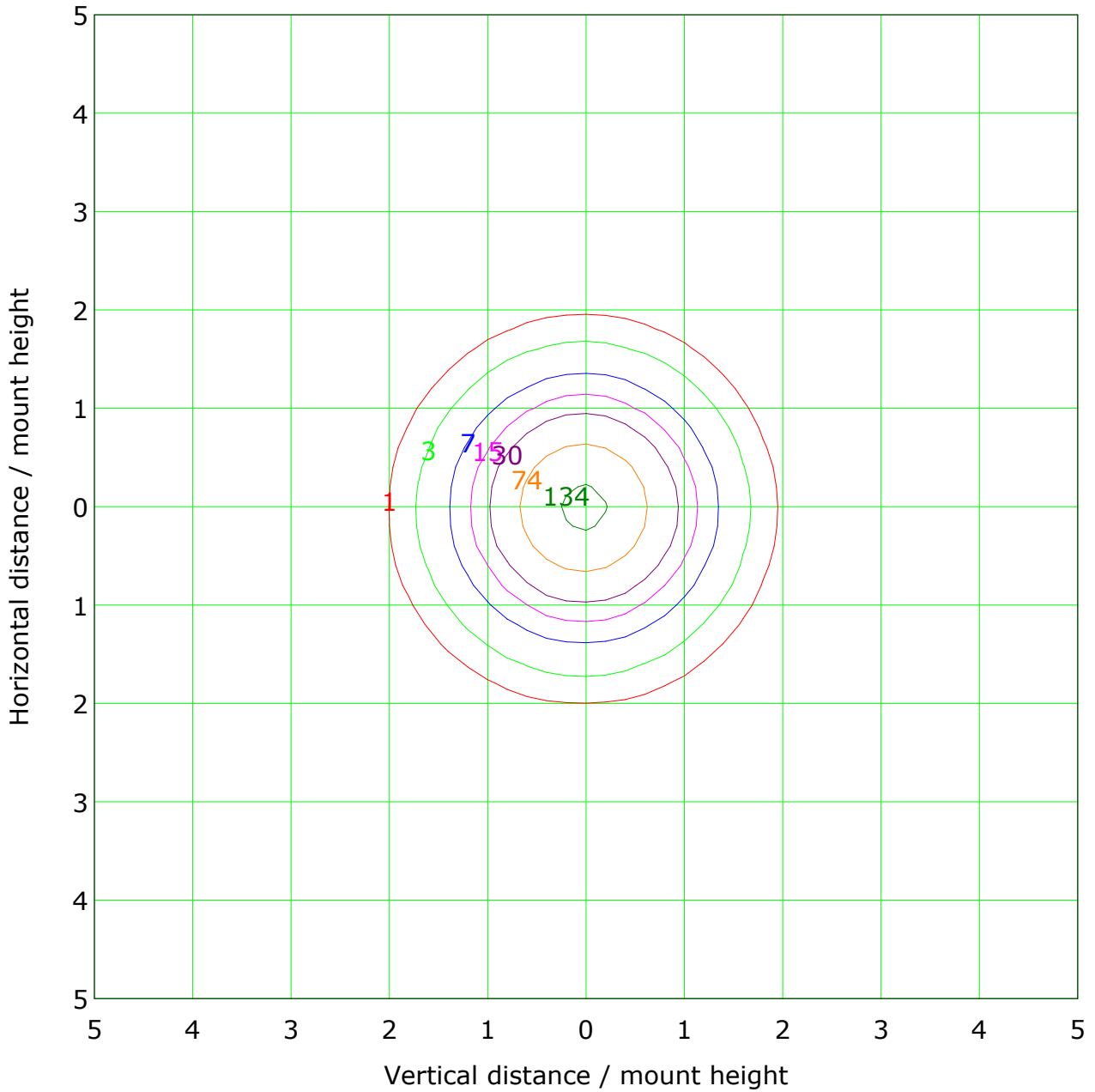
Test Device: GPM-1800B

Distance: 8.190 m

Humidity:

Inspector:

## IsoLux Plot



Mounting Height: 10.0m		Max Lux(100%): 148.9 lx
— ( 1%):	1.5 lx	— ( 2%): 3.0 lx
— ( 5%):	7.4 lx	— ( 10%): 14.9 lx
— ( 20%):	29.8 lx	— ( 50%): 74.4 lx
— ( 90%):	134.0 lx	— (100%): 148.9 lx

C Plane (°):0.0-360.0: 22.5

Test Lab:

Test Type: TYPE C

Temperature:

Operator:

Gamma Plane (°):0.0-180.0:1.0

Test Device: GPM-1800B

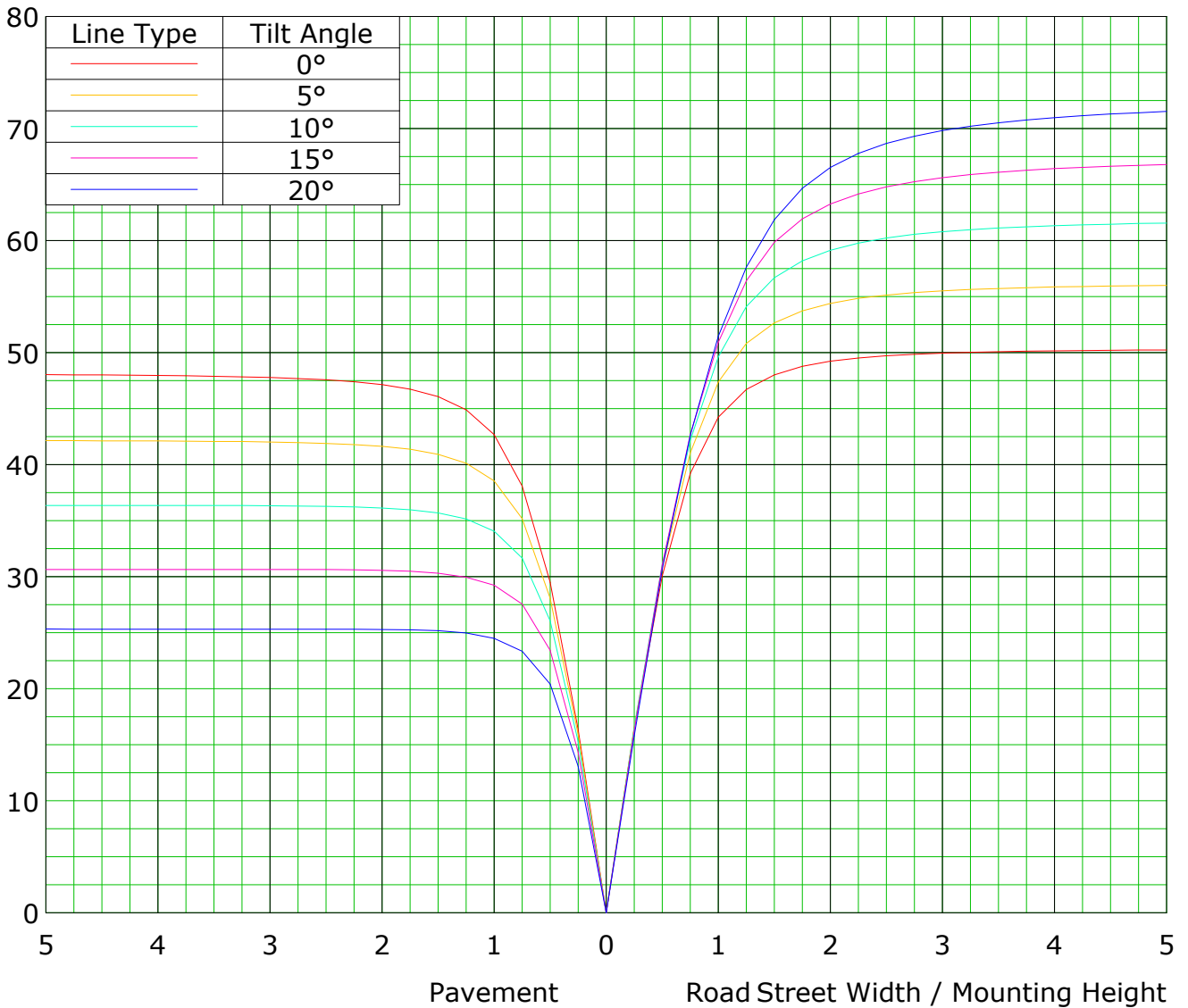
Distance: 8.190 m

Humidity:

Inspector:

## Roadway CU Curve

Efficiency(%)



C Plane (°):0.0-360.0: 22.5

Test Lab:

Test Type: TYPE C

Temperature:

Operator:

Gamma Plane (°):0.0-180.0:1.0

Test Device: GPM-1800B

Distance: 8.190 m

Humidity:

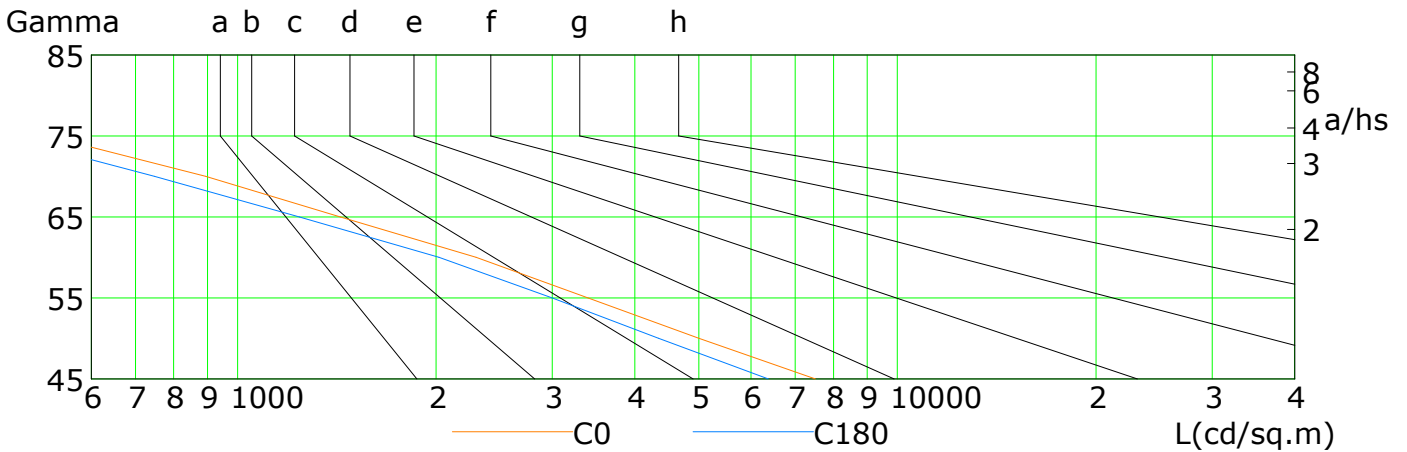
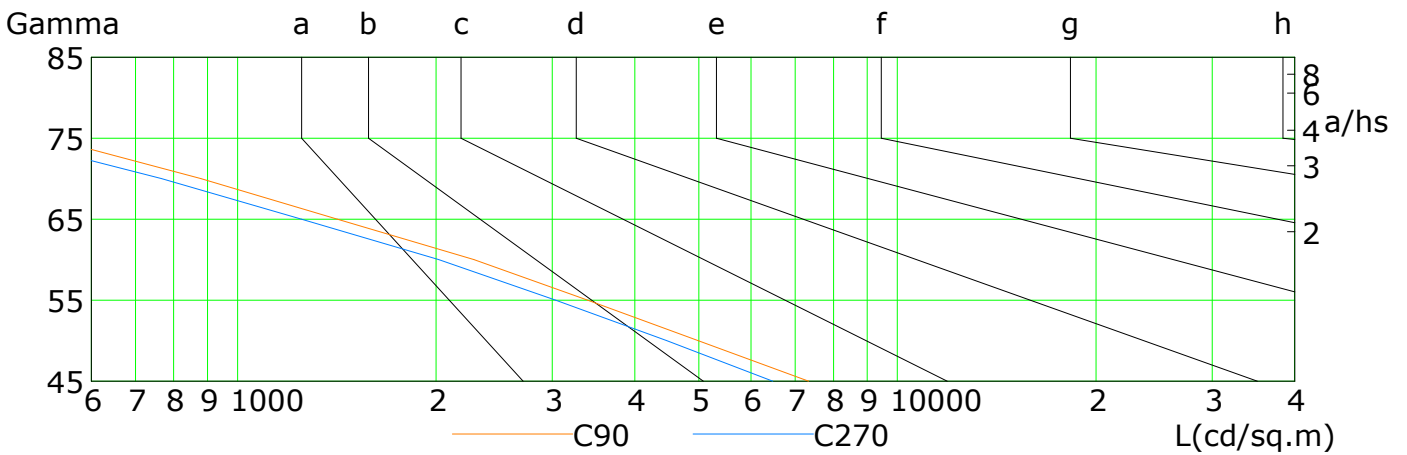
Inspector:



## Lum Limit Curve

Dazzle	Quality	Illuminance (lx)							
		2000	1000	500	<=300				
1.15	A	2000	1000	500	<=300				
1.50	B		2000	1000	500	<=300			
1.85	C			2000	1000	500	<=300		
2.20	D				2000	1000	500	<=300	
2.55	E					2000	1000	500	<=300

a b c d e f g h

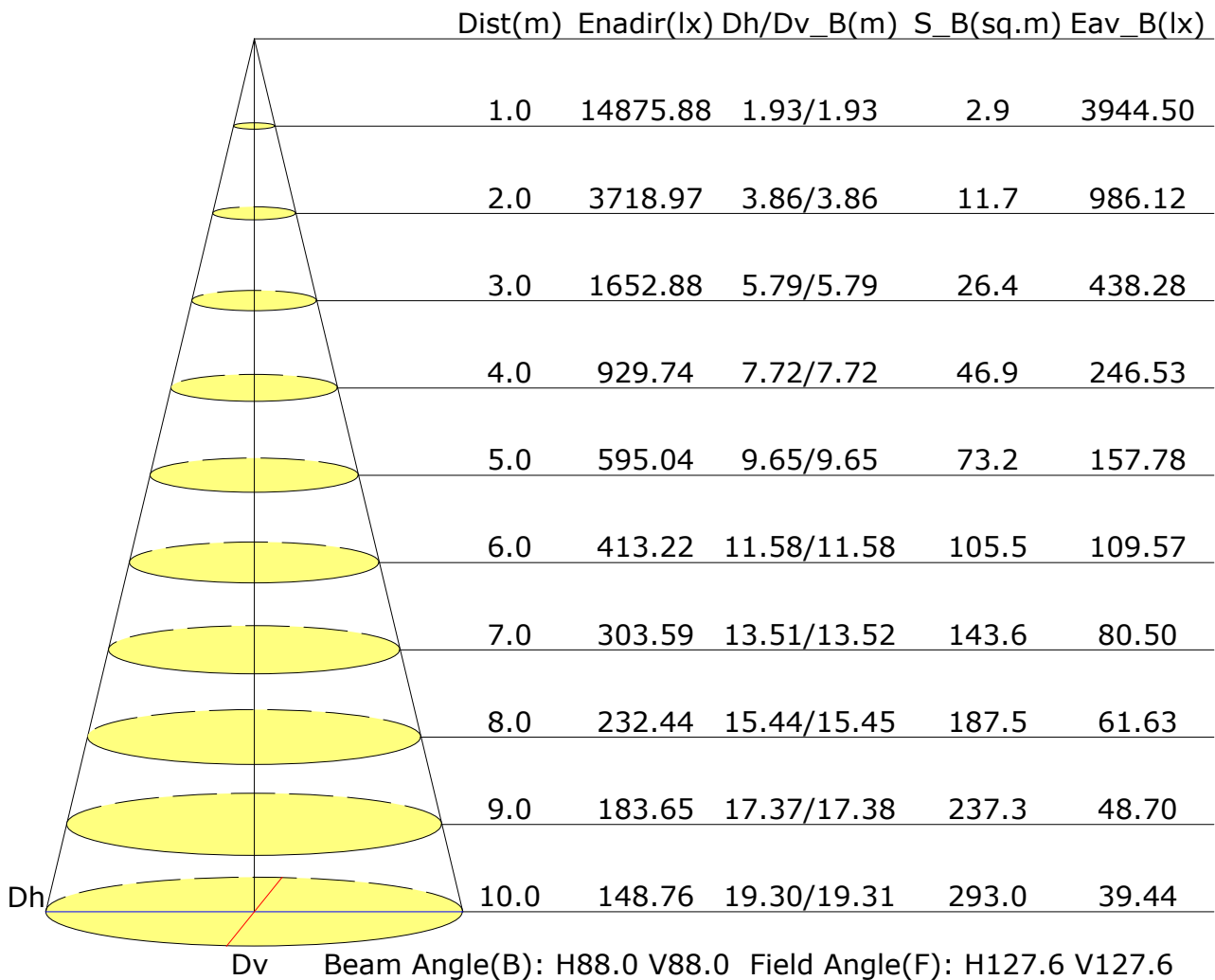


L(cd/sq.m)	G45	G50	G55	G60	G65	G70	G75	G80	G85
C0	7507	5004	3396	2299	1432	894	516	247	71
C90	7332	4987	3396	2281	1418	879	519	231	69
C180	6374	4346	2998	2018	1241	748	440	201	57
C270	6474	4466	3035	2016	1250	766	446	196	55

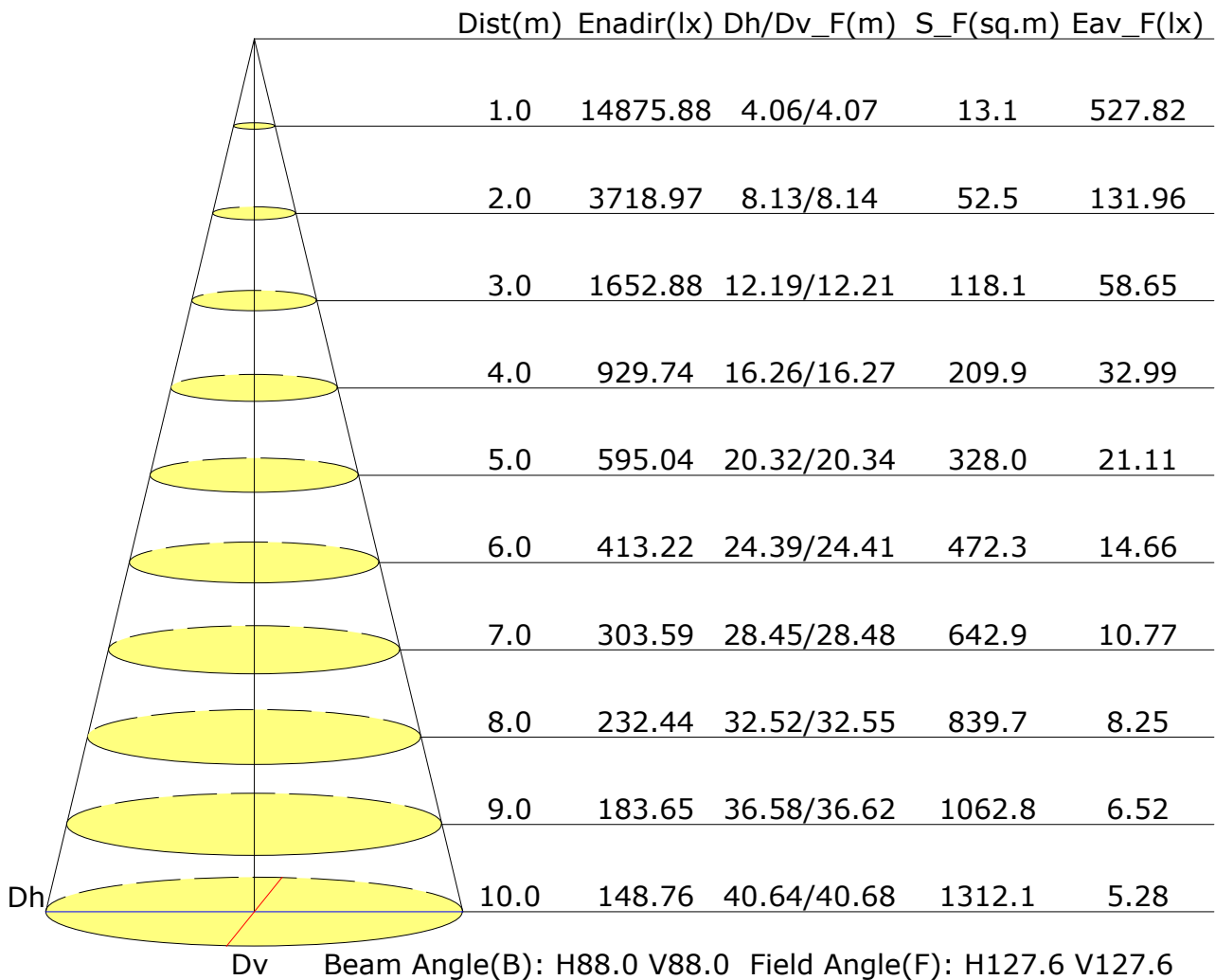
C Plane (°):0.0-360.0: 22.5  
 Test Lab:  
 Test Type: TYPE C  
 Temperature:  
 Operator:

Gamma Plane (°):0.0-180.0:1.0  
 Test Device: GPM-1800B  
 Distance: 8.190 m  
 Humidity:  
 Inspector:

## Illuminance at a Distance(Beam Angle)



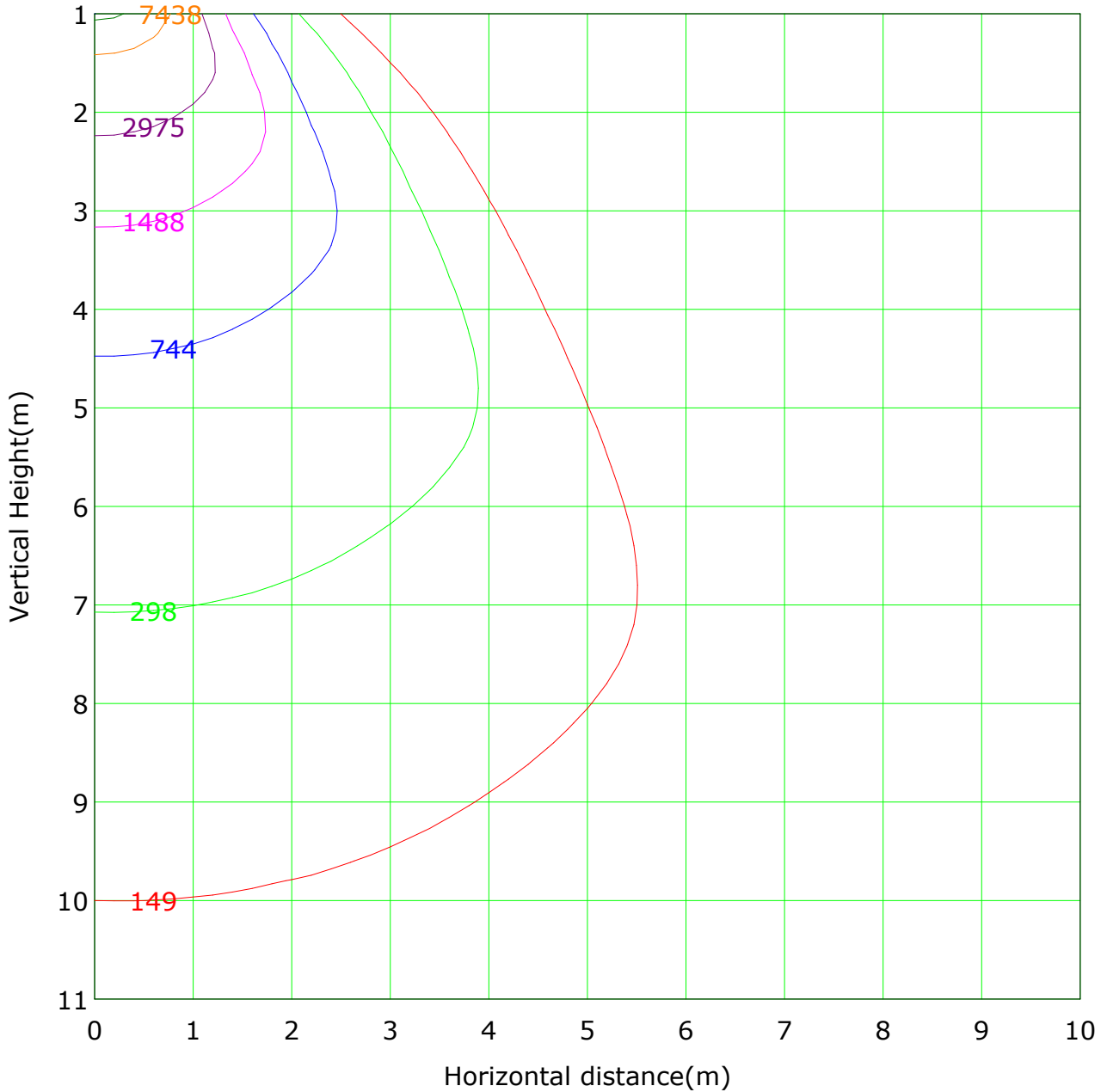
## Illuminance at a Distance(Field Angle)



C Plane (°):0.0-360.0: 22.5  
Test Lab:  
Test Type: TYPE C  
Temperature:  
Operator:

Gamma Plane (°):0.0-180.0:1.0  
Test Device: GPM-1800B  
Distance: 8.190 m  
Humidity:  
Inspector:

## Vertical IsoLux Plot



Lowest(m): 1.0m    Highest(m): 11.0m    Max Lux: 14875.9 lx

— ( 1%): 148.8 lx	— ( 2%): 297.5 lx
— ( 5%): 743.8 lx	— ( 10%):1487.6 lx
— ( 20%):2975.2 lx	— ( 50%):7437.9 lx
— ( 90%):13388.3 lx	— (100%):14875.9 lx

C Plane (°):0.0-360.0: 22.5  
Test Lab:  
Test Type: TYPE C  
Temperature:  
Operator:

Gamma Plane (°):0.0-180.0:1.0  
Test Device: GPM-1800B  
Distance: 8.190 m  
Humidity:  
Inspector:

# Area Flux Table

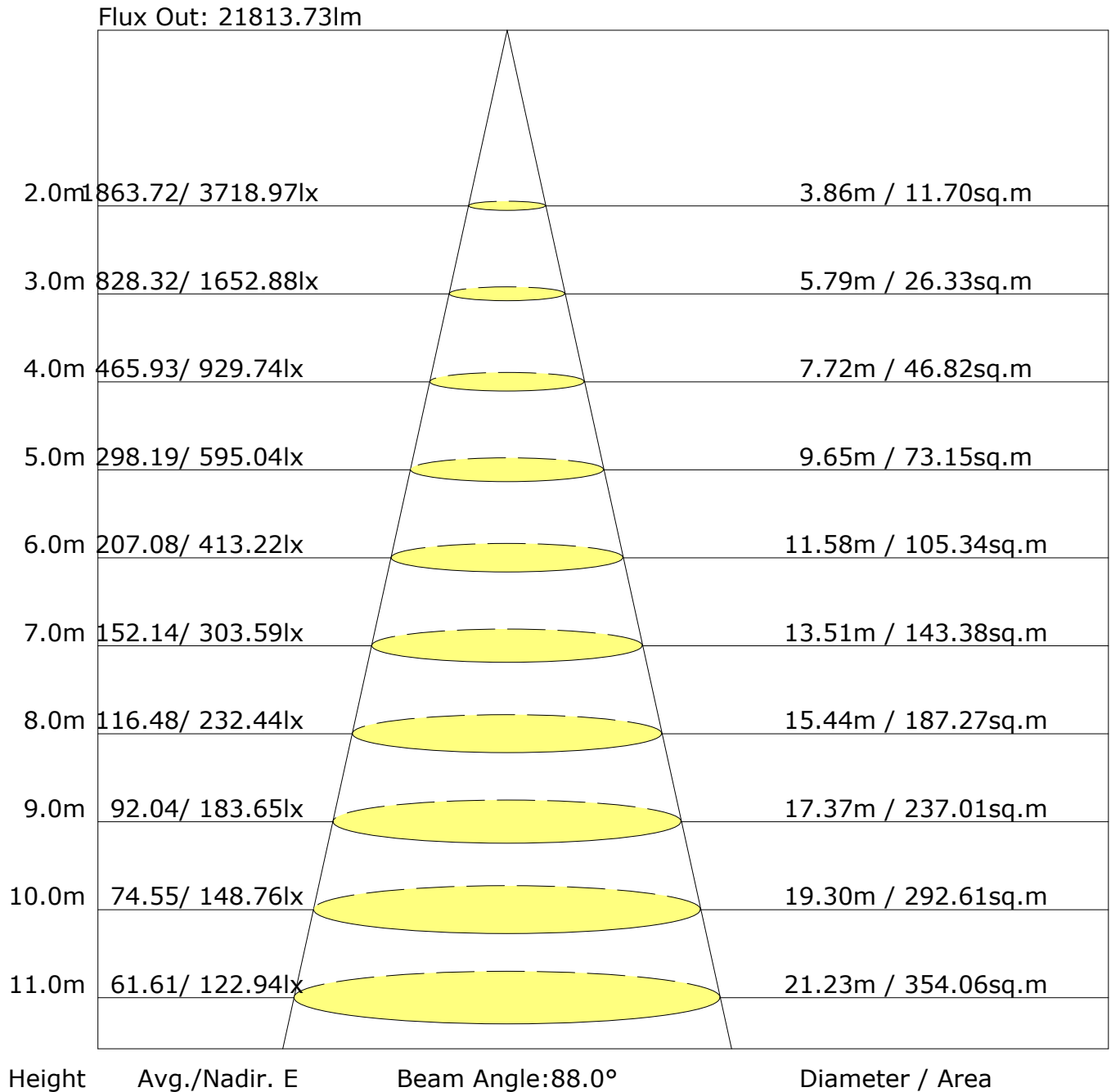
Unit: lm

-90	0.0	0.1	0.2	0.5	0.9	1.2	1.5	1.8	2.0	2.1	1.9	1.6	1.3	1.0	0.6	0.2	0.1	0.0	16.9	0.0
-80	0.0	0.3	1.1	2.6	4.9	7.5	10.2	12.4	13.7	13.8	12.7	10.7	8.0	5.3	3.0	1.3	0.4	0.0	107.8	0.0
-70	0.1	0.7	2.7	6.7	12.5	19.5	27.3	34.3	38.6	39.0	35.3	28.7	21.1	13.7	7.5	3.1	0.8	0.1	291.8	56.5
-60	0.1	1.2	5.0	12.2	23.9	41.3	61.6	80.4	92.2	93.2	83.1	65.2	44.7	26.7	13.8	5.7	1.5	0.1	652.0	548.0
-50	0.1	1.9	7.6	19.3	42.4	76.4	119.7	163.7	194.8	198.8	172.2	128.3	83.5	47.0	22.3	8.7	2.2	0.2	1289.1	1230.5
-40	0.2	2.5	10.2	29.0	66.4	127.2	214.2	295.6	340.5	347.9	317.4	240.5	143.0	74.0	33.0	11.9	3.0	0.2	2256.2	2215.9
-30	0.2	3.1	12.9	39.4	93.3	193.1	306.8	373.0	404.6	409.8	389.6	338.2	226.1	106.2	44.5	15.1	3.6	0.3	2959.9	2927.4
-20	0.3	3.6	15.3	48.2	119.4	248.3	347.8	402.3	430.4	435.3	416.3	373.1	287.5	139.8	54.4	17.8	4.1	0.3	3344.2	3315.9
-10	0.3	3.8	16.7	53.3	137.1	274.8	364.0	414.8	443.2	448.7	429.8	386.2	311.0	162.4	60.5	19.4	4.4	0.3	3530.2	3504.9
0	0.3	3.8	16.8	53.7	138.9	278.0	367.1	418.0	446.3	451.3	432.0	387.9	312.6	163.9	61.1	19.6	4.4	0.3	3556.3	3530.6
10	0.3	3.6	15.6	49.3	124.0	258.4	356.7	409.8	438.0	443.3	423.7	379.0	293.0	144.1	55.9	18.2	4.2	0.3	3417.5	3389.9
20	0.2	3.2	13.3	40.9	98.3	207.2	323.5	387.0	417.5	422.5	402.1	350.2	237.0	112.0	46.6	15.7	3.7	0.3	3081.3	3049.9
30	0.2	2.6	10.6	30.5	70.4	136.8	235.5	321.9	365.0	371.0	339.8	260.3	154.6	79.2	35.4	12.6	3.1	0.2	2430.0	2391.1
40	0.1	2.0	7.9	20.7	45.5	82.6	130.8	182.4	219.7	224.3	193.6	142.1	91.7	51.6	24.4	9.4	2.4	0.2	1431.3	1377.1
50	0.1	1.3	5.3	13.1	26.3	45.3	68.1	89.4	102.9	104.4	93.2	73.3	50.6	30.2	15.4	6.3	1.6	0.1	727.1	635.1
60	0.1	0.7	3.0	7.3	13.9	21.9	30.8	38.9	44.0	44.7	40.8	33.4	24.5	15.9	8.6	3.6	0.9	0.1	333.0	100.9
70	0.0	0.3	1.2	2.9	5.4	8.5	11.6	14.2	15.8	16.1	14.9	12.6	9.7	6.5	3.5	1.5	0.4	0.0	125.1	0.0
80	0.0	0.1	0.3	0.6	1.0	1.4	1.7	2.2	2.5	2.5	2.3	2.0	1.7	1.3	0.7	0.3	0.1	0.0	20.5	0.0
90	Flux(T)	2.6	34.8	145.8	430.2	1024.2	2029.2	2978.7	3642.4	4011.7	4068.6	3800.9	3213.2	2301.4	1180.8	491.3	170.5	41.1	3.3	29571
	Flux(E)	0.0	0.0	25.7	333.8	939.3	1948.2	2901.3	3565.5	3933.5	3991.3	3724.7	3136.2	2223.1	1099.6	400.8	50.7	0.0	0.0	28274
		-90	-80	-70	-60	-50	-40	-30	-20	-10	0	10	20	30	40	50	60	70	80	90
		Flux(T) Flux(E)																		
		Horizontal plane																		

Gamma Plane (°): 0.0-180.0:1.0  
Test Device: GPM-1800B  
Distance: 8.190 m  
Humidity:  
Inspector:

C Plane (°): 0.0-360.0: 22.5  
Test Lab:  
Test Type: TYPE C  
Temperature:  
Operator:

## The Average Illuminance Effective Figure



C Plane (°):0.0-360.0: 22.5  
Test Lab:  
Test Type: TYPE C  
Temperature:  
Operator:

Gamma Plane (°):0.0-180.0:1.0  
Test Device: GPM-1800B  
Distance: 8.190 m  
Humidity:  
Inspector:

## UGR Table

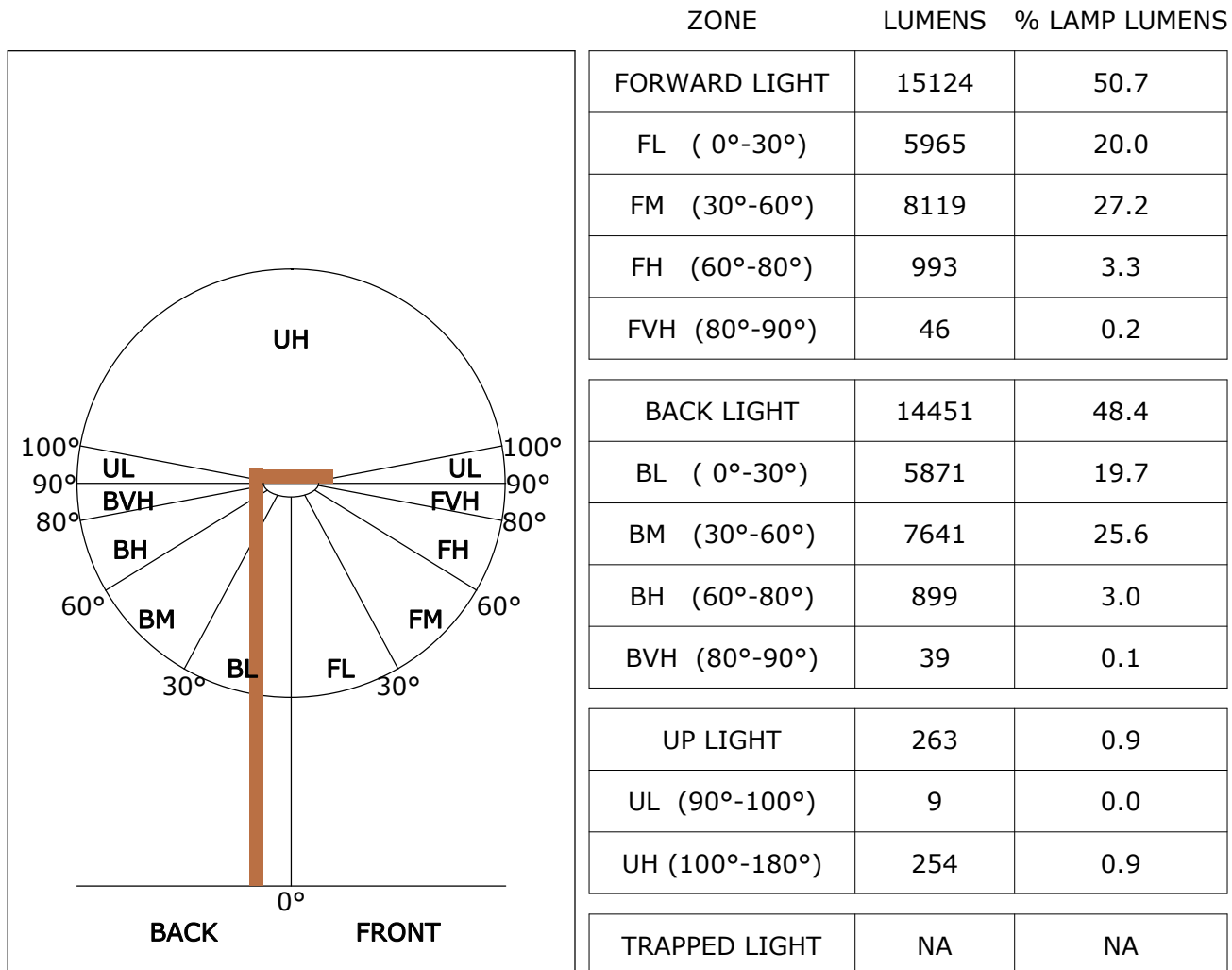
Reflectance:										
Ceiling (cavity)	0.7	0.7	0.5	0.5	0.3	0.7	0.7	0.5	0.5	0.3
Wall	0.5	0.3	0.5	0.3	0.3	0.5	0.3	0.5	0.3	0.3
Reference plane	0.2	0.2	0.2	0.2	0.2	0.2	0.2	0.2	0.2	0.2
Room dimensions	Viewed crosswise					Viewed endwise				
X=2H Y=2H	-1.\$	-1.\$	-1.\$	-1.\$	-1.\$	-1.\$	-1.\$	-1.\$	-1.\$	-1.\$
3H	-1.\$	-1.\$	-1.\$	-1.\$	-1.\$	-1.\$	-1.\$	-1.\$	-1.\$	-1.\$
4H	-1.\$	-1.\$	-1.\$	-1.\$	-1.\$	-1.\$	-1.\$	-1.\$	-1.\$	-1.\$
6H	-1.\$	-1.\$	-1.\$	-1.\$	-1.\$	-1.\$	-1.\$	-1.\$	-1.\$	-1.\$
8H	-1.\$	-1.\$	-1.\$	-1.\$	-1.\$	-1.\$	-1.\$	-1.\$	-1.\$	-1.\$
12H	-1.\$	-1.\$	-1.\$	-1.\$	-1.\$	-1.\$	-1.\$	-1.\$	-1.\$	-1.\$
X=4H Y=2H	-1.\$	-1.\$	-1.\$	-1.\$	-1.\$	-1.\$	-1.\$	-1.\$	-1.\$	-1.\$
3H	-1.\$	-1.\$	-1.\$	-1.\$	-1.\$	-1.\$	-1.\$	-1.\$	-1.\$	-1.\$
4H	-1.\$	-1.\$	-1.\$	-1.\$	-1.\$	-1.\$	-1.\$	-1.\$	-1.\$	-1.\$
6H	-1.\$	-1.\$	-1.\$	-1.\$	-1.\$	-1.\$	-1.\$	-1.\$	-1.\$	-1.\$
8H	-1.\$	-1.\$	-1.\$	-1.\$	-1.\$	-1.\$	-1.\$	-1.\$	-1.\$	-1.\$
12H	-1.\$	-1.\$	-1.\$	-1.\$	-1.\$	-1.\$	-1.\$	-1.\$	-1.\$	-1.\$
X=8H Y=4H	-1.\$	-1.\$	-1.\$	-1.\$	-1.\$	-1.\$	-1.\$	-1.\$	-1.\$	-1.\$
6H	-1.\$	-1.\$	-1.\$	-1.\$	-1.\$	-1.\$	-1.\$	-1.\$	-1.\$	-1.\$
8H	-1.\$	-1.\$	-1.\$	-1.\$	-1.\$	-1.\$	-1.\$	-1.\$	-1.\$	-1.\$
12H	-1.\$	-1.\$	-1.\$	-1.\$	-1.\$	-1.\$	-1.\$	-1.\$	-1.\$	-1.\$
X=12H Y=4H	-1.\$	-1.\$	-1.\$	-1.\$	-1.\$	-1.\$	-1.\$	-1.\$	-1.\$	-1.\$
6H	-1.\$	-1.\$	-1.\$	-1.\$	-1.\$	-1.\$	-1.\$	-1.\$	-1.\$	-1.\$
8H	-1.\$	-1.\$	-1.\$	-1.\$	-1.\$	-1.\$	-1.\$	-1.\$	-1.\$	-1.\$
Variations with the observer position at spacings:										
S=1.0H	-1.\$/-1.\$					-1.\$/-1.\$				
S=1.5H	-1.\$/-1.\$					-1.\$/-1.\$				
S=2.0H	-1.\$/-1.\$					-1.\$/-1.\$				

Calculate in accordance with CIE Pub.117. The table is revised with 29837lm ( $8\log(F/F_0) = 11.8$ ).

C Plane (°):0.0-360.0: 22.5  
 Test Lab:  
 Test Type: TYPE C  
 Temperature:  
 Operator:

Gamma Plane (°):0.0-180.0:1.0  
 Test Device: GPM-1800B  
 Distance: 8.190 m  
 Humidity:  
 Inspector:

**FLUX DISTRIBUTION TABLE BASED ON THE IESNA LUMINAIRE CLASSIFICATION SYSTEM**



BUG(Backlight,Uplight,Glare) Rating Base On TM-15-07	
Asymmetrical Luminaire Types (Type I,II,III,IV)	B5 U3 G2
Quadrilateral Symmetrical Luminaire Types (Type V,Area Light)	B5 U3 G1

C Plane (°):0.0-360.0: 22.5  
 Test Lab:  
 Test Type: TYPE C  
 Temperature:  
 Operator:

Gamma Plane (°):0.0-180.0:1.0  
 Test Device: GPM-1800B  
 Distance: 8.190 m  
 Humidity:  
 Inspector:





## Utilisation Factor Table(Floor cavity)

Utilisation Factors UF(F)			SHR NOM = 1.25									
Room Reflectance			Room Index(RI)									
Ceiling	Wall	Floor	0.75	1.00	1.25	1.50	2.00	2.50	3.00	4.00	5.00	
0.70	0.50	0.20	0.70	0.79	0.86	0.90	0.96	0.99	1.02	1.05	1.07	
		0.30	0.64	0.74	0.80	0.85	0.91	0.95	0.98	1.02	1.05	
		0.20	0.59	0.69	0.76	0.81	0.87	0.92	0.95	1.00	1.02	
0.50	0.50	0.20	0.69	0.77	0.83	0.87	0.93	0.96	0.98	1.01	1.03	
		0.30	0.63	0.72	0.79	0.83	0.89	0.93	0.95	0.99	1.01	
		0.20	0.59	0.68	0.75	0.79	0.86	0.90	0.93	0.97	0.99	
0.30	0.50	0.20	0.67	0.76	0.81	0.85	0.90	0.93	0.95	0.97	0.99	
		0.30	0.62	0.71	0.77	0.81	0.87	0.90	0.92	0.96	0.97	
		0.20	0.59	0.68	0.74	0.78	0.84	0.88	0.90	0.94	0.96	
0.00	0.00	0.00	0.57	0.65	0.71	0.75	0.80	0.84	0.86	0.89	0.91	
<p>Rating:193W Photometrically tested without ceiling board.                      Multiply UF values by service correction factors                      Calculate in accordance with CIBSE Technical Memorandum NO.5 1980</p>												

## Utilisation Factor Table(Wall)

Utilisation Factors UF(W)			SHR NOM = 1.25									
Room Reflectance			Room Index(RI)									
Ceiling	Wall	Floor	0.75	1.00	1.25	1.50	2.00	2.50	3.00	4.00	5.00	
0.70	0.50	0.20	0.79	0.63	0.52	0.45	0.35	0.29	0.25	0.19	0.15	
	0.30		0.66	0.54	0.46	0.40	0.32	0.27	0.23	0.18	0.15	
	0.20		0.56	0.47	0.41	0.36	0.29	0.25	0.21	0.17	0.14	
0.50	0.50	0.20	0.75	0.60	0.50	0.43	0.33	0.31	0.23	0.18	0.14	
	0.30		0.64	0.52	0.44	0.38	0.30	0.25	0.22	0.17	0.14	
	0.20		0.55	0.46	0.39	0.35	0.28	0.23	0.20	0.16	0.13	
0.30	0.50	0.20	0.73	0.57	0.47	0.40	0.31	0.26	0.22	0.16	0.13	
	0.30		0.62	0.50	0.42	0.37	0.29	0.24	0.20	0.16	0.13	
	0.20		0.54	0.45	0.38	0.34	0.27	0.22	0.19	0.15	0.12	
0.00	0.00	0.00	0.43	0.34	0.28	0.24	0.19	0.15	0.13	0.10	0.08	
Rating:193W Photometrically tested without ceiling board. Multiply UF values by service correction factors Calculate in accordance with CIBSE Technical Memorandum NO.5 1980												

C Plane (°):0.0-360.0: 22.5  
 Test Lab:  
 Test Type: TYPE C  
 Temperature:  
 Operator:

Gamma Plane (°):0.0-180.0:1.0  
 Test Device: GPM-1800B  
 Distance: 8.190 m  
 Humidity:  
 Inspector:

## Utilisation Factor Table(Ceiling cavity)

Utilisation Factors UF(C)			SHR NOM = 1.25									
Room Reflectance			Room Index(RI)									
Ceiling	Wall	Floor	0.75	1.00	1.25	1.50	2.00	2.50	3.00	4.00	5.00	
0.70	0.50	0.20	0.15	0.17	0.18	0.18	0.19	0.20	0.21	0.21	0.22	
	0.30		0.10	0.12	0.13	0.14	0.16	0.17	0.18	0.19	0.20	
	0.20		0.06	0.08	0.10	0.11	0.13	0.15	0.16	0.17	0.18	
0.50	0.50	0.20	0.15	0.16	0.17	0.18	0.19	0.19	0.20	0.21	0.21	
	0.30		0.10	0.11	0.13	0.14	0.15	0.17	0.17	0.19	0.19	
	0.20		0.06	0.08	0.09	0.11	0.13	0.14	0.15	0.17	0.18	
0.30	0.50	0.20	0.14	0.16	0.16	0.17	0.18	0.19	0.19	0.20	0.20	
	0.30		0.10	0.11	0.12	0.14	0.15	0.16	0.17	0.18	0.19	
	0.20		0.06	0.08	0.09	0.11	0.12	0.14	0.15	0.16	0.17	
0.00	0.00	0.00	0.01	0.01	0.01	0.01	0.01	0.01	0.01	0.01	0.01	

Rating:193W Photometrically tested without ceiling board.  
 Multiply UF values by service correction factors  
 Calculate in accordance with CIBSE Technical Memorandum NO.5 1980

## Zonal Lumen

Gamma [°]	Imean [cd]	Zonal Flux [lm]	Sum Zonal Flux [lm]	Rel Zonal Flux [%]	Sum Rel Zonal Flux [%]
0.0-1.0	14872.8	14.2	14.2	0.05	0.05
1.0-2.0	14870.4	42.7	56.9	0.14	0.19
2.0-3.0	14864.3	71.1	128.0	0.24	0.43
3.0-4.0	14853.4	99.4	227.5	0.33	0.76
4.0-5.0	14841.9	127.7	355.2	0.43	1.19
5.0-6.0	14825.1	155.8	511.0	0.52	1.71
6.0-7.0	14805.1	183.8	694.8	0.62	2.33
7.0-8.0	14780.5	211.6	906.3	0.71	3.04
8.0-9.0	14750.7	239.1	1145.4	0.80	3.84
9.0-10.0	14719.9	266.4	1411.8	0.89	4.73
10.0-11.0	14686.2	293.5	1705.3	0.98	5.72
11.0-12.0	14649.0	320.3	2025.6	1.07	6.79
12.0-13.0	14607.4	346.7	2372.3	1.16	7.95
13.0-14.0	14560.6	372.7	2745.1	1.25	9.20
14.0-15.0	14511.0	398.4	3143.5	1.34	10.54
15.0-16.0	14458.2	423.7	3567.2	1.42	11.96
16.0-17.0	14401.4	448.5	4015.7	1.50	13.46
17.0-18.0	14341.0	472.9	4488.6	1.58	15.04
18.0-19.0	14278.2	496.8	4985.5	1.67	16.71
19.0-20.0	14211.3	520.2	5505.7	1.74	18.45
20.0-21.0	14137.3	542.9	6048.6	1.82	20.27
21.0-22.0	14059.0	565.0	6613.6	1.89	22.17
22.0-23.0	13979.2	586.6	7200.3	1.97	24.13
23.0-24.0	13891.4	607.4	7807.7	2.04	26.17
24.0-25.0	13793.8	627.3	8435.0	2.10	28.27
25.0-26.0	13690.2	646.3	9081.3	2.17	30.44
26.0-27.0	13576.9	664.3	9745.6	2.23	32.66
27.0-28.0	13456.1	681.4	10427.0	2.28	34.95
28.0-29.0	13328.8	697.4	11124.4	2.34	37.28
29.0-30.0	13186.1	712.0	11836.5	2.39	39.67
30.0-31.0	13031.0	725.3	12561.7	2.43	42.10
31.0-32.0	12859.0	736.8	13298.5	2.47	44.57
32.0-33.0	12664.7	746.2	14044.7	2.50	47.07
33.0-34.0	12451.2	753.6	14798.4	2.53	49.60
34.0-35.0	12207.9	758.3	15556.6	2.54	52.14
35.0-36.0	11922.7	759.2	16315.9	2.54	54.68

C Plane (°):0.0-360.0: 22.5  
 Test Lab:  
 Test Type: TYPE C  
 Temperature:  
 Operator:

Gamma Plane (°):0.0-180.0:1.0  
 Test Device: GPM-1800B  
 Distance: 8.190 m  
 Humidity:  
 Inspector:

## Zonal Lumen (Continue 1)

Gamma [°]	Imean [cd]	Zonal Flux [lm]	Sum Zonal Flux [lm]	Rel Zonal Flux [%]	Sum Rel Zonal Flux [%]
36.0-37.0	11595.7	756.4	17072.3	2.54	57.22
37.0-38.0	11216.8	748.8	17821.1	2.51	59.73
38.0-39.0	10760.7	734.6	18555.6	2.46	62.19
39.0-40.0	10229.1	713.5	19269.1	2.39	64.58
40.0-41.0	9653.0	687.5	19956.6	2.30	66.89
41.0-42.0	9037.2	656.7	20613.3	2.20	69.09
42.0-43.0	8395.4	622.0	21235.3	2.08	71.17
43.0-44.0	7776.0	587.0	21822.3	1.97	73.14
44.0-45.0	7186.9	552.4	22374.7	1.85	74.99
45.0-46.0	6632.2	518.7	22893.4	1.74	76.73
46.0-47.0	6129.0	487.5	23380.9	1.63	78.36
47.0-48.0	5674.1	458.8	23839.7	1.54	79.90
48.0-49.0	5254.6	431.6	24271.3	1.45	81.35
49.0-50.0	4871.2	406.2	24677.5	1.36	82.71
50.0-51.0	4522.0	382.6	25060.1	1.28	83.99
51.0-52.0	4195.5	360.1	25420.2	1.21	85.20
52.0-53.0	3892.9	338.7	25758.8	1.14	86.33
53.0-54.0	3609.5	318.2	26077.0	1.07	87.40
54.0-55.0	3342.2	298.4	26375.4	1.00	88.40
55.0-56.0	3089.7	279.2	26654.6	0.94	89.33
56.0-57.0	2852.9	260.9	26915.5	0.87	90.21
57.0-58.0	2633.9	243.6	27159.1	0.82	91.03
58.0-59.0	2426.9	226.9	27386.0	0.76	91.79
59.0-60.0	2232.6	210.9	27597.0	0.71	92.49
60.0-61.0	2049.3	195.6	27792.6	0.66	93.15
61.0-62.0	1873.8	180.6	27973.2	0.61	93.75
62.0-63.0	1707.7	166.1	28139.3	0.56	94.31
63.0-64.0	1551.3	152.2	28291.5	0.51	94.82
64.0-65.0	1406.9	139.3	28430.8	0.47	95.29
65.0-66.0	1277.0	127.4	28558.2	0.43	95.71
66.0-67.0	1160.3	116.7	28674.9	0.39	96.11
67.0-68.0	1053.0	106.7	28781.6	0.36	96.46
68.0-69.0	954.7	97.4	28879.0	0.33	96.79
69.0-70.0	866.0	89.0	28967.9	0.30	97.09
70.0-71.0	786.2	81.3	29049.2	0.27	97.36
71.0-72.0	714.5	74.3	29123.5	0.25	97.61

C Plane (°):0.0-360.0: 22.5  
 Test Lab:  
 Test Type: TYPE C  
 Temperature:  
 Operator:

Gamma Plane (°):0.0-180.0:1.0  
 Test Device: GPM-1800B  
 Distance: 8.190 m  
 Humidity:  
 Inspector:

## Zonal Lumen (Continue 2)

Gamma [°]	Imean [cd]	Zonal Flux [lm]	Sum Zonal Flux [lm]	Rel Zonal Flux [%]	Sum Rel Zonal Flux [%]
72.0-73.0	647.6	67.7	29191.2	0.23	97.84
73.0-74.0	580.5	61.0	29252.3	0.20	98.04
74.0-75.0	513.3	54.2	29306.5	0.18	98.22
75.0-76.0	450.5	47.8	29354.3	0.16	98.38
76.0-77.0	392.4	41.8	29396.2	0.14	98.52
77.0-78.0	338.6	36.2	29432.4	0.12	98.64
78.0-79.0	288.3	31.0	29463.4	0.10	98.75
79.0-80.0	241.8	26.1	29489.5	0.09	98.84
80.0-81.0	198.8	21.5	29511.0	0.07	98.91
81.0-82.0	159.8	17.3	29528.3	0.06	98.97
82.0-83.0	125.5	13.6	29542.0	0.05	99.01
83.0-84.0	96.1	10.5	29552.4	0.04	99.05
84.0-85.0	71.9	7.8	29560.3	0.03	99.07
85.0-86.0	51.5	5.6	29565.9	0.02	99.09
86.0-87.0	34.5	3.8	29569.7	0.01	99.10
87.0-88.0	21.5	2.4	29572.0	0.01	99.11
88.0-89.0	12.5	1.4	29573.4	0.00	99.12
89.0-90.0	8.4	0.9	29574.3	0.00	99.12
90.0-91.0	7.1	0.8	29575.1	0.00	99.12
91.0-92.0	6.5	0.7	29575.8	0.00	99.13
92.0-93.0	6.7	0.7	29576.5	0.00	99.13
93.0-94.0	7.2	0.8	29577.3	0.00	99.13
94.0-95.0	7.6	0.8	29578.2	0.00	99.13
95.0-96.0	8.2	0.9	29579.0	0.00	99.14
96.0-97.0	8.7	0.9	29580.0	0.00	99.14
97.0-98.0	9.0	1.0	29581.0	0.00	99.14
98.0-99.0	10.0	1.1	29582.1	0.00	99.15
99.0-100.0	10.5	1.1	29583.2	0.00	99.15
100.0-101.0	10.9	1.2	29584.4	0.00	99.15
101.0-102.0	11.6	1.2	29585.6	0.00	99.16
102.0-103.0	12.7	1.4	29587.0	0.00	99.16
103.0-104.0	14.1	1.5	29588.5	0.01	99.17
104.0-105.0	14.8	1.6	29590.1	0.01	99.17
105.0-106.0	15.4	1.6	29591.7	0.01	99.18
106.0-107.0	16.5	1.7	29593.4	0.01	99.18
107.0-108.0	17.7	1.9	29595.3	0.01	99.19

C Plane (°):0.0-360.0: 22.5  
 Test Lab:  
 Test Type: TYPE C  
 Temperature:  
 Operator:

Gamma Plane (°):0.0-180.0:1.0  
 Test Device: GPM-1800B  
 Distance: 8.190 m  
 Humidity:  
 Inspector:

### Zonal Lumen (Continue 3)

Gamma [°]	Imean [cd]	Zonal Flux [lm]	Sum Zonal Flux [lm]	Rel Zonal Flux [%]	Sum Rel Zonal Flux [%]
108.0-109.0	18.7	1.9	29597.2	0.01	99.20
109.0-110.0	19.9	2.1	29599.3	0.01	99.20
110.0-111.0	21.1	2.2	29601.4	0.01	99.21
111.0-112.0	22.5	2.3	29603.7	0.01	99.22
112.0-113.0	24.1	2.4	29606.2	0.01	99.23
113.0-114.0	25.3	2.5	29608.7	0.01	99.24
114.0-115.0	26.5	2.6	29611.4	0.01	99.24
115.0-116.0	28.0	2.8	29614.1	0.01	99.25
116.0-117.0	29.7	2.9	29617.1	0.01	99.26
117.0-118.0	31.5	3.1	29620.1	0.01	99.27
118.0-119.0	33.2	3.2	29623.3	0.01	99.28
119.0-120.0	34.4	3.3	29626.6	0.01	99.30
120.0-121.0	35.5	3.4	29630.0	0.01	99.31
121.0-122.0	36.7	3.4	29633.4	0.01	99.32
122.0-123.0	38.6	3.6	29637.0	0.01	99.33
123.0-124.0	40.2	3.7	29640.6	0.01	99.34
124.0-125.0	41.7	3.8	29644.4	0.01	99.36
125.0-126.0	43.3	3.9	29648.3	0.01	99.37
126.0-127.0	44.9	4.0	29652.2	0.01	99.38
127.0-128.0	46.7	4.1	29656.3	0.01	99.39
128.0-129.0	48.4	4.2	29660.4	0.01	99.41
129.0-130.0	50.1	4.2	29664.7	0.01	99.42
130.0-131.0	51.6	4.3	29669.0	0.01	99.44
131.0-132.0	53.4	4.4	29673.4	0.01	99.45
132.0-133.0	55.0	4.4	29677.8	0.01	99.47
133.0-134.0	56.3	4.5	29682.3	0.01	99.48
134.0-135.0	57.9	4.5	29686.8	0.02	99.50
135.0-136.0	59.2	4.6	29691.4	0.02	99.51
136.0-137.0	60.6	4.6	29695.9	0.02	99.53
137.0-138.0	62.5	4.6	29700.6	0.02	99.54
138.0-139.0	64.3	4.7	29705.2	0.02	99.56
139.0-140.0	65.6	4.7	29709.9	0.02	99.57
140.0-141.0	66.9	4.7	29714.6	0.02	99.59
141.0-142.0	68.7	4.7	29719.3	0.02	99.61
142.0-143.0	70.1	4.7	29724.0	0.02	99.62
143.0-144.0	71.5	4.7	29728.6	0.02	99.64

C Plane (°):0.0-360.0: 22.5  
 Test Lab:  
 Test Type: TYPE C  
 Temperature:  
 Operator:

Gamma Plane (°):0.0-180.0:1.0  
 Test Device: GPM-1800B  
 Distance: 8.190 m  
 Humidity:  
 Inspector:



## Zonal Lumen (Continue 4)

Gamma [°]	I <sub>mean</sub> [cd]	Zonal Flux [lm]	Sum Zonal Flux [lm]	Rel Zonal Flux [%]	Sum Rel Zonal Flux [%]
144.0-145.0	72.9	4.6	29733.3	0.02	99.65
145.0-146.0	74.6	4.6	29737.9	0.02	99.67
146.0-147.0	76.1	4.6	29742.5	0.02	99.68
147.0-148.0	77.3	4.6	29747.1	0.02	99.70
148.0-149.0	78.4	4.5	29751.5	0.02	99.71
149.0-150.0	79.8	4.4	29756.0	0.01	99.73
150.0-151.0	81.5	4.4	29760.4	0.01	99.74
151.0-152.0	83.2	4.4	29764.7	0.01	99.76
152.0-153.0	85.0	4.3	29769.0	0.01	99.77
153.0-154.0	86.4	4.2	29773.3	0.01	99.79
154.0-155.0	87.8	4.1	29777.4	0.01	99.80
155.0-156.0	89.4	4.1	29781.5	0.01	99.81
156.0-157.0	90.8	4.0	29785.5	0.01	99.83
157.0-158.0	92.5	3.9	29789.3	0.01	99.84
158.0-159.0	94.2	3.8	29793.1	0.01	99.85
159.0-160.0	95.6	3.7	29796.8	0.01	99.87
160.0-161.0	97.3	3.6	29800.4	0.01	99.88
161.0-162.0	99.0	3.4	29803.8	0.01	99.89
162.0-163.0	100.4	3.3	29807.1	0.01	99.90
163.0-164.0	101.3	3.2	29810.3	0.01	99.91
164.0-165.0	102.8	3.0	29813.3	0.01	99.92
165.0-166.0	104.5	2.9	29816.2	0.01	99.93
166.0-167.0	106.0	2.7	29818.9	0.01	99.94
167.0-168.0	107.4	2.5	29821.4	0.01	99.95
168.0-169.0	108.9	2.4	29823.8	0.01	99.96
169.0-170.0	109.9	2.2	29826.0	0.01	99.96
170.0-171.0	110.6	2.0	29828.0	0.01	99.97
171.0-172.0	111.8	1.8	29829.8	0.01	99.98
172.0-173.0	113.0	1.6	29831.4	0.01	99.98
173.0-174.0	114.2	1.4	29832.8	0.00	99.99
174.0-175.0	114.9	1.2	29834.1	0.00	99.99
175.0-176.0	115.3	1.0	29835.0	0.00	99.99
176.0-177.0	115.8	0.8	29835.8	0.00	100.00
177.0-178.0	116.1	0.6	29836.4	0.00	100.00
178.0-179.0	116.3	0.3	29836.7	0.00	100.00
179.0-180.0	116.9	0.1	29836.8	0.00	100.00

C Plane (°):0.0-360.0: 22.5  
 Test Lab:  
 Test Type: TYPE C  
 Temperature:  
 Operator:

Gamma Plane (°):0.0-180.0:1.0  
 Test Device: GPM-1800B  
 Distance: 8.190 m  
 Humidity:  
 Inspector:

## Candlepower Table

Unit: cd

G\C	C0.0	C22.5	C45.0	C67.5	C90.0	C112.5	C135.0	C157.5	C180.0	C202.5
G0.0	14875.9	14875.9	14875.9	14875.9	14875.9	14875.9	14875.9	14875.9	14875.9	14875.9
G1.0	14887.2	14874.1	14885.4	14890.3	14894.5	14890.3	14876.5	14879.5	14855.6	14830.6
G2.0	14914.0	14891.4	14904.0	14911.2	14892.7	14883.7	14861.4	14858.4	14829.4	14808.5
G3.0	14913.4	14891.4	14923.7	14915.4	14887.3	14874.1	14853.6	14816.7	14809.2	14757.9
G4.0	14924.7	14912.2	14930.9	14913.6	14890.3	14866.3	14828.9	14805.8	14777.0	14737.1
G5.0	14918.8	14921.2	14921.3	14907.7	14892.7	14861.4	14803.6	14777.4	14747.8	14706.1
G6.0	14915.2	14930.7	14926.1	14913.0	14891.5	14825.9	14774.7	14746.0	14722.8	14671.5
G7.0	14922.3	14923.5	14925.5	14895.1	14850.1	14801.8	14763.2	14716.5	14662.1	14637.6
G8.0	14914.6	14913.4	14910.5	14887.3	14833.2	14770.5	14727.7	14683.8	14623.4	14582.7
G9.0	14900.9	14906.3	14887.8	14878.9	14841.7	14736.8	14686.7	14646.4	14597.8	14538.6
G10.0	14867.0	14892.6	14901.0	14850.1	14809.2	14704.3	14643.3	14608.4	14527.5	14474.9
G11.0	14837.8	14875.3	14874.7	14843.5	14782.8	14695.9	14590.3	14556.4	14469.7	14434.4
G12.0	14852.7	14847.9	14858.6	14822.5	14739.5	14653.7	14556.6	14503.9	14425.1	14361.1
G13.0	14834.2	14835.4	14826.3	14764.4	14701.7	14609.8	14507.7	14451.4	14363.7	14296.7
G14.0	14793.1	14792.5	14792.8	14745.2	14675.9	14554.4	14440.9	14383.7	14303.6	14251.5
G15.0	14759.2	14763.3	14761.7	14725.4	14629.0	14501.4	14392.7	14323.9	14232.1	14176.4
G16.0	14718.7	14729.9	14733.6	14673.3	14564.7	14439.4	14333.6	14258.1	14175.5	14107.9
G17.0	14665.7	14686.4	14677.5	14615.7	14524.5	14388.9	14266.1	14196.5	14086.2	14041.1
G18.0	14616.2	14616.1	14633.2	14572.5	14462.0	14332.3	14214.9	14119.8	14027.2	13973.2
G19.0	14559.1	14577.4	14577.1	14512.6	14398.4	14263.1	14136.6	14038.9	13936.7	13896.9
G20.0	14512.0	14517.2	14527.5	14474.2	14321.5	14192.0	14081.2	13977.9	13869.4	13801.6
G21.0	14432.8	14470.1	14448.0	14399.3	14265.0	14124.6	13978.7	13903.0	13773.5	13709.9
G22.0	14360.1	14394.5	14394.8	14340.5	14180.3	14057.8	13902.2	13823.9	13703.3	13616.9
G23.0	14280.3	14333.1	14337.4	14249.4	14126.9	13968.7	13810.0	13721.9	13592.5	13501.9
G24.0	14197.0	14254.4	14272.9	14169.1	14024.2	13891.0	13714.2	13613.8	13466.3	13390.5
G25.0	14104.1	14171.6	14175.5	14086.3	13949.1	13794.7	13623.3	13494.2	13351.9	13257.6
G26.0	14029.0	14075.7	14082.8	14016.2	13869.2	13690.6	13511.8	13381.9	13232.2	13146.8
G27.0	13933.1	13982.7	13983.0	13906.5	13747.9	13575.0	13375.6	13240.6	13088.1	12985.9
G28.0	13833.1	13902.3	13889.8	13814.2	13659.6	13451.6	13248.5	13099.9	12938.0	12832.8
G29.0	13725.9	13795.1	13782.8	13693.7	13544.2	13319.7	13118.4	12961.6	12777.8	12671.9
G30.0	13603.2	13662.8	13675.8	13561.8	13406.1	13192.1	12936.4	12775.0	12590.8	12492.0
G31.0	13480.5	13548.4	13525.8	13428.1	13264.9	13026.0	12764.7	12597.5	12393.1	12295.4
G32.0	13341.2	13408.4	13412.3	13273.4	13085.3	12844.8	12570.1	12398.8	12188.8	12065.4
G33.0	13160.7	13245.7	13213.2	13124.2	12898.5	12640.1	12379.1	12150.0	11945.9	11806.8
G34.0	13023.2	13078.9	13048.3	12912.5	12690.7	12422.8	12142.3	11895.7	11677.3	11523.8
G35.0	12807.6	12869.7	12817.6	12667.3	12466.6	12177.1	11874.2	11606.5	11367.0	11202.0
G36.0	12546.2	12608.2	12552.3	12406.6	12180.7	11874.9	11569.9	11283.4	11013.2	10846.3

C Plane (°):0.0-360.0: 22.5  
 Test Lab:  
 Test Type: TYPE C  
 Temperature:  
 Operator:

Gamma Plane (°):0.0-180.0:1.0  
 Test Device: GPM-1800B  
 Distance: 8.190 m  
 Humidity:  
 Inspector:

## Candlepower Table (Continue 1)

Unit: cd

G\C	C0.0	C22.5	C45.0	C67.5	C90.0	C112.5	C135.0	C157.5	C180.0	C202.5
G37.0	12253.1	12319.2	12258.8	12093.0	11856.4	11538.4	11214.4	10898.1	10609.5	10468.6
G38.0	11901.2	11951.6	11903.8	11738.1	11447.9	11141.1	10784.9	10483.9	10172.3	10019.3
G39.0	11410.5	11485.7	11403.0	11242.3	10958.4	10652.9	10318.5	9979.1	9667.3	9481.3
G40.0	10873.3	10885.1	10862.1	10749.6	10463.5	10143.6	9793.1	9442.2	9053.9	8895.0
G41.0	10270.0	10308.3	10312.3	10183.6	9891.0	9558.5	9205.1	8843.8	8492.3	8301.0
G42.0	9558.9	9647.5	9646.5	9539.8	9285.6	8895.7	8539.3	8239.3	7923.0	7712.3
G43.0	8830.6	8950.4	8962.8	8810.8	8610.4	8226.3	7872.3	7628.2	7406.1	7162.4
G44.0	8167.8	8308.1	8300.0	8168.7	7962.9	7594.8	7285.5	7076.8	6868.9	6658.3
G45.0	7507.3	7618.2	7630.1	7552.4	7332.2	6998.8	6719.8	6538.8	6374.0	6167.4
G46.0	6896.9	7012.2	7003.8	6959.5	6804.8	6493.1	6231.7	6062.9	5886.3	5707.4
G47.0	6375.8	6483.7	6461.7	6412.2	6279.3	6041.6	5767.8	5603.4	5435.5	5317.1
G48.0	5857.7	5996.4	6006.3	5944.6	5786.1	5584.7	5349.6	5221.7	5029.3	4957.2
G49.0	5392.6	5511.9	5559.3	5476.4	5342.8	5160.9	4973.7	4841.3	4667.8	4605.1
G50.0	5003.7	5108.6	5158.2	5053.1	4986.7	4792.5	4601.9	4514.0	4345.6	4297.7
G51.0	4623.7	4755.8	4741.1	4713.2	4628.1	4475.2	4250.1	4212.6	4037.1	3997.4
G52.0	4290.2	4425.8	4374.7	4361.3	4277.3	4152.6	3950.0	3898.6	3781.7	3702.4
G53.0	3968.1	4089.7	4077.7	4040.6	3985.4	3858.2	3683.1	3620.8	3504.1	3440.3
G54.0	3678.6	3766.8	3795.6	3745.0	3677.8	3568.6	3421.0	3349.7	3240.9	3201.4
G55.0	3396.3	3485.0	3529.1	3486.7	3396.1	3308.6	3169.8	3102.7	2997.9	2946.3
G56.0	3143.8	3218.6	3255.9	3225.3	3134.2	3056.3	2937.8	2847.9	2782.3	2717.5
G57.0	2911.0	2983.3	3024.7	2989.1	2897.6	2840.2	2692.6	2628.1	2570.3	2514.4
G58.0	2704.9	2769.4	2789.2	2754.7	2670.5	2624.1	2479.3	2430.6	2364.3	2318.9
G59.0	2491.1	2548.3	2562.7	2550.3	2474.7	2402.0	2279.3	2220.5	2191.6	2116.4
G60.0	2299.4	2354.1	2370.8	2332.6	2280.7	2190.1	2107.6	2037.5	2018.3	1921.5
G61.0	2107.0	2148.5	2182.6	2147.4	2096.3	2014.9	1938.3	1856.9	1836.0	1771.4
G62.0	1918.2	1965.6	2003.9	1967.5	1903.5	1852.9	1772.6	1696.9	1657.4	1604.5
G63.0	1756.2	1814.9	1843.7	1793.1	1721.5	1690.4	1612.3	1545.3	1492.4	1448.4
G64.0	1582.3	1637.3	1669.2	1638.4	1565.9	1534.5	1470.1	1391.9	1357.8	1312.0
G65.0	1432.3	1500.3	1522.8	1477.2	1417.6	1384.0	1335.2	1254.9	1240.5	1180.3
G66.0	1307.8	1361.5	1391.3	1338.7	1298.0	1248.5	1218.9	1129.9	1131.5	1067.7
G67.0	1189.9	1236.3	1271.2	1219.4	1185.7	1137.8	1114.6	1026.6	1023.1	972.4
G68.0	1074.9	1121.9	1149.9	1109.7	1075.8	1033.0	1011.6	933.0	916.5	887.2
G69.0	986.2	1015.9	1040.5	1011.3	971.3	937.9	910.4	849.7	829.0	806.7
G70.0	894.5	925.3	944.3	916.6	879.4	850.0	822.4	773.0	748.0	734.6
G71.0	803.4	840.1	856.4	833.9	795.9	775.4	751.9	702.9	686.1	673.9
G72.0	723.0	762.1	772.8	755.4	723.2	704.3	681.4	644.3	627.7	614.9
G73.0	649.1	685.8	696.9	680.4	652.9	634.5	622.4	586.4	569.3	555.3

C Plane (°):0.0-360.0: 22.5  
 Test Lab:  
 Test Type: TYPE C  
 Temperature:  
 Operator:

Gamma Plane (°):0.0-180.0:1.0  
 Test Device: GPM-1800B  
 Distance: 8.190 m  
 Humidity:  
 Inspector:

## Candlepower Table (Continue 2)

Unit: cd

G\C	C0.0	C22.5	C45.0	C67.5	C90.0	C112.5	C135.0	C157.5	C180.0	C202.5
G74.0	584.8	609.5	631.7	605.5	585.0	568.3	551.3	515.1	495.5	493.3
G75.0	515.7	536.2	563.6	531.2	519.0	493.0	485.0	449.9	440.1	426.0
G76.0	451.4	471.9	494.2	468.2	455.3	432.2	422.4	396.7	385.9	371.2
G77.0	393.0	411.7	429.7	404.7	392.8	373.8	362.7	347.2	336.5	323.5
G78.0	340.1	352.7	371.1	349.5	338.8	318.5	312.1	295.3	291.8	272.9
G79.0	291.8	296.7	315.0	296.8	282.9	272.7	262.1	251.2	242.4	230.6
G80.0	247.1	255.6	265.4	246.4	230.7	222.7	217.5	208.9	200.7	188.9
G81.0	201.3	210.9	219.3	199.0	187.4	178.2	178.9	168.5	163.8	154.3
G82.0	162.6	169.8	178.1	155.3	150.8	134.2	142.8	134.7	126.9	119.8
G83.0	125.1	133.5	141.0	121.1	112.9	102.9	110.3	105.7	97.7	95.9
G84.0	94.7	100.7	108.2	86.9	86.5	77.1	85.0	80.3	73.8	72.1
G85.0	71.5	74.5	81.3	58.7	69.1	56.6	63.3	61.0	57.2	50.0
G86.0	53.6	52.4	59.2	39.6	48.0	38.5	44.6	37.4	37.5	32.8
G87.0	38.7	28.6	41.8	25.2	31.2	25.9	30.7	23.6	24.4	19.7
G88.0	19.7	16.1	26.9	16.8	19.2	16.2	21.7	13.3	10.1	10.1
G89.0	10.1	7.7	18.5	9.0	10.2	8.4	12.1	10.3	6.0	6.0
G90.0	6.0	7.1	13.7	7.8	8.4	9.0	10.2	7.2	5.4	4.8
G91.0	6.5	4.8	7.8	6.6	6.0	4.8	6.6	6.0	6.0	6.6
G92.0	7.7	6.6	7.8	6.6	7.2	3.6	9.0	6.6	4.8	3.0
G93.0	6.0	7.1	13.2	6.6	10.2	4.8	8.4	6.6	6.0	3.0
G94.0	9.5	4.8	10.2	4.8	10.8	8.4	11.4	7.2	7.1	5.4
G95.0	8.9	6.0	11.4	9.0	11.4	7.8	10.8	8.5	4.8	4.8
G96.0	10.1	6.0	14.3	9.6	10.8	10.8	10.2	9.1	8.9	7.7
G97.0	9.5	8.3	12.0	7.2	11.4	7.2	11.4	9.1	7.7	6.6
G98.0	11.9	7.1	14.3	9.6	10.8	8.4	12.7	9.1	7.7	7.1
G99.0	9.5	11.3	15.5	9.6	12.6	12.6	11.4	10.9	10.1	8.3
G100.0	11.3	10.1	15.5	10.8	11.4	9.6	12.7	12.1	9.5	7.7
G101.0	14.9	9.5	17.3	10.8	13.2	12.0	15.1	12.1	8.3	8.9
G102.0	14.9	11.3	17.9	12.6	13.8	13.8	11.4	13.9	11.3	9.5
G103.0	16.7	12.5	17.9	13.8	15.0	13.8	16.9	16.3	11.3	9.5
G104.0	15.5	13.7	19.1	13.2	17.4	14.5	16.9	15.7	13.1	11.9
G105.0	16.1	14.9	17.3	15.0	18.6	12.6	18.1	16.9	13.7	11.3
G106.0	18.5	14.9	22.7	15.6	18.6	13.8	19.3	17.5	13.7	11.3
G107.0	18.5	16.1	22.7	17.4	19.8	18.7	21.1	19.9	15.5	13.7
G108.0	21.4	16.1	23.3	18.0	21.6	19.9	22.3	21.7	16.1	15.5
G109.0	20.2	18.5	23.9	19.2	24.0	20.5	22.9	22.3	16.7	17.3
G110.0	21.4	20.3	25.7	22.8	24.6	21.1	24.7	22.9	18.5	17.9

C Plane (°):0.0-360.0: 22.5  
 Test Lab:  
 Test Type: TYPE C  
 Temperature:  
 Operator:

Gamma Plane (°):0.0-180.0:1.0  
 Test Device: GPM-1800B  
 Distance: 8.190 m  
 Humidity:  
 Inspector:

## Candlepower Table (Continue 3)

Unit: cd

G\C	C0.0	C22.5	C45.0	C67.5	C90.0	C112.5	C135.0	C157.5	C180.0	C202.5
G111.0	24.4	22.0	27.5	22.8	26.4	21.7	25.3	25.4	17.9	17.3
G112.0	26.2	23.2	28.7	23.4	28.8	23.5	27.7	28.4	18.5	20.3
G113.0	28.0	23.8	32.9	27.0	28.2	25.3	28.3	28.4	22.0	18.5
G114.0	26.8	25.6	31.7	27.0	30.6	27.7	31.3	29.6	22.6	22.6
G115.0	30.4	26.8	31.1	27.0	32.4	28.9	31.9	32.6	23.2	22.0
G116.0	32.2	28.6	34.1	31.2	34.2	30.7	35.6	32.6	25.6	23.8
G117.0	33.4	30.4	35.3	31.2	36.0	31.9	36.2	35.0	27.4	26.2
G118.0	33.9	34.6	39.4	33.6	36.0	33.7	39.2	37.4	29.2	28.6
G119.0	38.1	34.0	40.6	35.4	37.2	36.7	39.8	38.6	30.4	29.8
G120.0	39.3	35.8	41.2	35.4	40.8	38.5	40.4	39.9	31.0	29.8
G121.0	38.1	37.5	41.8	36.6	40.8	41.5	41.6	42.9	33.9	28.6
G122.0	39.3	36.9	43.0	38.4	43.2	39.7	45.8	43.5	34.5	33.4
G123.0	42.9	40.5	47.8	41.4	46.9	43.9	46.4	45.3	36.3	35.8
G124.0	43.5	42.3	49.6	41.4	46.9	43.9	47.6	45.3	37.5	35.2
G125.0	47.1	44.7	48.4	43.2	47.5	47.6	51.8	47.1	38.1	35.8
G126.0	47.1	44.7	50.2	45.0	46.9	48.2	52.4	52.5	40.5	38.1
G127.0	48.8	49.5	51.4	49.2	51.7	49.4	52.4	50.1	39.9	39.3
G128.0	51.8	45.3	53.8	51.0	53.5	48.8	53.6	54.3	44.7	42.9
G129.0	54.8	50.6	54.4	51.0	56.5	53.0	56.0	55.0	45.3	44.7
G130.0	57.2	52.4	57.4	51.0	55.9	56.0	57.2	58.0	45.9	43.5
G131.0	56.0	52.4	59.8	54.6	58.3	56.0	59.6	59.8	46.5	48.9
G132.0	59.6	54.2	61.0	56.4	61.3	59.6	61.5	61.6	49.4	48.9
G133.0	60.1	55.4	61.6	58.7	61.3	60.2	63.9	63.4	49.4	48.9
G134.0	61.9	60.2	65.1	58.7	63.7	59.0	64.5	64.6	52.4	51.2
G135.0	63.7	61.4	63.4	61.1	66.1	61.4	65.7	65.2	53.0	54.2
G136.0	63.7	62.0	68.7	61.1	67.3	63.8	67.5	65.2	56.0	54.2
G137.0	64.9	63.8	68.7	64.7	68.5	65.6	68.7	68.2	56.6	55.4
G138.0	66.1	66.1	68.7	63.5	72.1	66.8	71.1	70.0	58.4	57.8
G139.0	70.3	66.7	70.5	67.1	73.3	69.2	71.7	71.9	60.1	60.8
G140.0	71.5	68.5	71.1	65.3	72.1	69.2	70.5	74.3	63.1	60.2
G141.0	74.4	67.3	76.5	68.9	75.1	70.4	72.3	74.3	64.9	60.2
G142.0	74.4	69.7	75.3	72.5	76.3	71.6	75.9	77.9	63.7	63.8
G143.0	74.4	72.1	77.7	71.9	76.9	72.8	77.7	79.1	65.5	66.1
G144.0	76.2	73.9	78.3	74.3	78.1	76.5	79.5	77.3	69.1	66.1
G145.0	78.0	74.5	79.5	77.9	78.7	76.5	79.5	77.9	68.5	69.1
G146.0	80.4	75.7	81.9	77.9	81.7	79.5	80.1	82.1	70.3	70.3
G147.0	81.0	75.1	82.5	78.5	84.1	80.7	81.9	84.5	72.1	71.5

C Plane (°):0.0-360.0: 22.5  
 Test Lab:  
 Test Type: TYPE C  
 Temperature:  
 Operator:

Gamma Plane (°):0.0-180.0:1.0  
 Test Device: GPM-1800B  
 Distance: 8.190 m  
 Humidity:  
 Inspector:

## Candlepower Table (Continue 4)

Unit: cd

G\C	C0.0	C22.5	C45.0	C67.5	C90.0	C112.5	C135.0	C157.5	C180.0	C202.5
G148.0	81.6	78.6	86.7	80.9	84.7	83.1	86.2	83.3	73.8	72.1
G149.0	82.8	79.8	84.9	80.3	84.7	84.3	85.0	82.7	72.1	73.9
G150.0	85.2	79.8	86.7	83.3	88.9	83.1	89.8	87.0	77.4	76.9
G151.0	84.0	81.6	89.6	82.1	87.7	86.7	90.4	87.6	78.0	77.5
G152.0	88.1	84.0	91.4	85.1	91.9	87.3	90.4	90.0	79.8	78.6
G153.0	89.9	84.0	92.0	86.9	92.5	87.9	90.4	91.8	82.8	81.6
G154.0	89.9	88.2	94.4	89.9	92.5	90.9	92.2	92.4	82.8	83.4
G155.0	93.5	88.2	93.8	88.7	92.5	90.9	95.2	94.2	84.6	85.2
G156.0	94.7	90.6	96.2	92.3	95.5	92.7	97.6	94.8	87.0	85.8
G157.0	92.9	92.4	95.6	91.7	96.7	94.5	98.8	94.2	89.3	89.4
G158.0	96.5	92.9	100.4	94.1	99.7	95.7	99.4	97.8	91.7	87.6
G159.0	97.1	93.5	99.8	94.7	99.7	96.9	101.2	99.6	92.9	91.2
G160.0	96.5	96.5	99.8	97.7	100.3	97.5	103.6	102.7	95.9	93.5
G161.0	98.3	97.1	101.6	97.1	103.9	99.3	103.6	102.7	94.1	94.7
G162.0	99.5	97.1	105.2	101.9	102.7	101.7	107.2	103.3	96.5	98.9
G163.0	100.6	100.7	107.0	99.5	100.9	102.9	103.6	103.3	98.3	97.1
G164.0	102.4	100.7	106.4	100.7	105.1	105.3	105.4	106.3	97.7	101.3
G165.0	104.8	101.3	106.4	103.7	105.7	106.6	108.5	106.3	100.6	101.9
G166.0	106.0	103.1	111.2	105.5	108.7	105.3	110.3	106.9	101.8	101.3
G167.0	106.6	104.9	110.6	106.1	109.9	104.7	111.5	109.9	104.2	105.5
G168.0	107.8	106.1	111.2	107.3	110.5	107.8	113.9	109.3	107.8	105.5
G169.0	112.0	106.7	114.1	108.5	110.5	111.4	112.7	110.5	108.4	107.3
G170.0	110.8	106.7	115.3	110.3	111.1	110.8	113.9	111.1	109.0	109.0
G171.0	110.8	108.4	117.7	109.7	113.5	109.0	113.9	115.9	109.6	107.3
G172.0	113.7	110.2	118.3	112.1	113.5	110.8	115.1	115.9	110.8	111.4
G173.0	113.1	110.8	116.5	112.7	116.5	110.8	118.1	115.3	113.7	113.2
G174.0	117.3	111.4	118.9	111.5	116.5	113.8	116.3	115.9	113.1	112.6
G175.0	117.3	113.2	118.9	110.9	115.3	116.2	116.3	115.9	113.1	111.4
G176.0	117.9	113.2	118.3	112.1	119.5	113.2	116.9	115.3	116.1	113.2
G177.0	116.1	115.6	120.7	115.7	119.5	114.4	118.7	114.7	116.1	113.2
G178.0	117.9	113.8	122.5	114.5	116.5	112.6	117.5	117.2	114.9	114.4
G179.0	118.5	115.0	119.5	118.1	118.3	114.4	117.5	112.3	116.7	113.8
G180.0	115.5	114.4	120.7	115.7	119.5	113.8	117.5	115.9	118.5	115.6

C Plane (°):0.0-360.0: 22.5  
 Test Lab:  
 Test Type: TYPE C  
 Temperature:  
 Operator:

Gamma Plane (°):0.0-180.0:1.0  
 Test Device: GPM-1800B  
 Distance: 8.190 m  
 Humidity:  
 Inspector:



## Candlepower Table (Continue 5)

Unit: cd

G\C	C225.0	C247.5	C270.0	C292.5	C315.0	C337.5	C360.0			
G0.0	14875.9	14875.9	14875.9	14875.9	14875.9	14875.9	14875.9			
G1.0	14828.7	14842.3	14865.7	14875.9	14856.0	14884.3	14887.2			
G2.0	14831.1	14829.7	14865.1	14866.9	14874.7	14913.9	14914.0			
G3.0	14791.0	14815.9	14835.6	14857.8	14869.9	14908.5	14913.4			
G4.0	14765.3	14787.2	14806.2	14850.0	14881.9	14909.1	14924.7			
G5.0	14740.8	14768.0	14785.2	14823.5	14860.8	14916.9	14918.8			
G6.0	14707.3	14712.8	14761.2	14812.7	14842.1	14896.4	14915.2			
G7.0	14674.5	14679.2	14740.7	14774.1	14847.0	14899.4	14922.3			
G8.0	14614.1	14655.3	14702.3	14762.7	14805.4	14877.1	14914.6			
G9.0	14552.0	14607.9	14647.6	14710.9	14766.2	14852.9	14900.9			
G10.0	14508.3	14566.5	14626.6	14688.1	14761.4	14847.5	14867.0			
G11.0	14446.8	14518.6	14569.5	14651.3	14725.3	14810.7	14837.8			
G12.0	14403.7	14445.4	14513.1	14617.0	14696.9	14785.9	14852.7			
G13.0	14320.7	14390.3	14476.4	14552.0	14644.5	14776.8	14834.2			
G14.0	14269.9	14329.7	14415.2	14499.6	14611.4	14728.5	14793.1			
G15.0	14193.4	14255.4	14358.7	14455.7	14563.8	14671.2	14759.2			
G16.0	14130.0	14206.2	14290.2	14401.5	14514.4	14623.5	14718.7			
G17.0	14070.3	14132.5	14220.0	14336.5	14451.7	14585.4	14665.7			
G18.0	13993.2	14049.8	14152.1	14272.1	14395.1	14537.7	14616.2			
G19.0	13930.4	13995.2	14085.4	14213.7	14336.0	14476.1	14559.1			
G20.0	13837.2	13900.5	14004.3	14147.5	14250.5	14413.3	14512.0			
G21.0	13715.9	13820.8	13928.6	14059.6	14180.0	14354.7	14432.8			
G22.0	13628.0	13723.0	13831.3	13979.5	14114.9	14272.6	14360.1			
G23.0	13553.3	13628.9	13753.3	13893.4	14045.6	14214.0	14280.3			
G24.0	13424.2	13521.6	13652.9	13815.8	13976.3	14129.5	14197.0			
G25.0	13314.3	13393.3	13550.2	13723.7	13861.9	14036.5	14104.1			
G26.0	13161.2	13260.2	13414.5	13594.2	13779.9	13952.6	14029.0			
G27.0	13020.2	13143.9	13284.7	13477.4	13668.5	13849.3	13933.1			
G28.0	12869.6	12966.5	13170.6	13354.6	13557.0	13744.2	13833.1			
G29.0	12684.9	12814.8	13009.0	13223.4	13426.2	13639.7	13725.9			
G30.0	12501.5	12645.8	12842.1	13072.3	13299.7	13509.9	13603.2			
G31.0	12312.0	12443.1	12667.3	12907.4	13171.4	13400.0	13480.5			
G32.0	12074.7	12230.9	12439.6	12724.4	12973.8	13229.7	13341.2			
G33.0	11836.9	12001.9	12228.8	12519.1	12805.1	13052.2	13160.7			
G34.0	11551.8	11714.1	11990.3	12287.9	12593.0	12877.1	13023.2			
G35.0	11244.0	11392.8	11697.8	12033.9	12366.4	12631.9	12807.6			
G36.0	10877.1	11045.7	11338.0	11716.0	12068.2	12377.0	12546.2			

C Plane (°):0.0-360.0: 22.5  
 Test Lab:  
 Test Type: TYPE C  
 Temperature:  
 Operator:

Gamma Plane (°):0.0-180.0:1.0  
 Test Device: GPM-1800B  
 Distance: 8.190 m  
 Humidity:  
 Inspector:

## Candlepower Table (Continue 6)

Unit: cd

G\C	C225.0	C247.5	C270.0	C292.5	C315.0	C337.5	C360.0			
G37.0	10458.1	10629.0	10958.4	11372.9	11755.5	12076.3	12253.1			
G38.0	9993.2	10166.2	10509.1	10905.1	11341.0	11717.6	11901.2			
G39.0	9479.2	9633.3	9968.5	10419.3	10843.3	11224.8	11410.5			
G40.0	8873.8	9052.4	9376.3	9823.9	10223.3	10652.4	10873.3			
G41.0	8301.2	8455.3	8762.4	9202.1	9599.7	10047.3	10270.0			
G42.0	7742.4	7865.4	8116.1	8514.0	8894.8	9336.5	9558.9			
G43.0	7180.7	7303.7	7537.1	7847.0	8220.0	8647.5	8830.6			
G44.0	6683.4	6771.9	6988.7	7262.5	7580.1	7958.5	8167.8			
G45.0	6203.5	6288.1	6473.9	6688.2	6975.8	7276.7	7507.3			
G46.0	5743.3	5833.1	5981.3	6175.3	6427.5	6665.6	6896.9			
G47.0	5352.5	5409.8	5554.3	5678.6	5931.1	6139.6	6375.8			
G48.0	4967.0	5014.8	5159.7	5254.8	5501.5	5696.4	5857.7			
G49.0	4613.8	4688.1	4792.1	4867.1	5073.7	5253.1	5392.6			
G50.0	4264.2	4355.3	4465.9	4528.8	4725.5	4855.8	5003.7			
G51.0	3948.6	4056.2	4158.3	4203.1	4354.3	4491.0	4623.7			
G52.0	3670.1	3773.8	3847.2	3905.7	4036.2	4161.3	4290.2			
G53.0	3415.5	3504.1	3551.7	3639.7	3724.1	3861.8	3968.1			
G54.0	3162.1	3251.7	3271.2	3365.7	3457.8	3584.0	3678.6			
G55.0	2936.2	2986.1	3035.1	3120.7	3198.1	3318.3	3396.3			
G56.0	2710.3	2740.9	2805.1	2869.1	2954.7	3057.4	3143.8			
G57.0	2483.2	2531.1	2575.6	2656.6	2720.3	2817.1	2911.0			
G58.0	2290.2	2345.2	2381.6	2443.5	2493.8	2588.2	2704.9			
G59.0	2113.9	2151.0	2190.6	2249.1	2304.0	2368.4	2491.1			
G60.0	1956.1	1975.3	2016.4	2068.5	2114.2	2185.4	2299.4			
G61.0	1782.8	1809.3	1839.8	1880.0	1943.1	1993.4	2107.0			
G62.0	1625.0	1649.8	1663.2	1726.5	1764.7	1843.0	1918.2			
G63.0	1463.6	1507.1	1507.0	1553.7	1600.9	1680.6	1756.2			
G64.0	1332.1	1354.9	1368.9	1410.5	1462.3	1521.2	1582.3			
G65.0	1204.8	1226.6	1250.0	1272.6	1329.7	1382.9	1432.3			
G66.0	1096.7	1106.1	1131.6	1155.2	1211.0	1259.1	1307.8			
G67.0	990.3	1009.5	1024.7	1045.1	1090.5	1140.1	1189.9			
G68.0	893.5	907.6	929.2	951.1	991.7	1032.0	1074.9			
G69.0	808.0	824.9	846.3	857.8	902.0	933.0	986.2			
G70.0	736.9	750.0	766.4	776.6	811.6	851.5	894.5			
G71.0	672.3	685.2	692.6	703.1	739.3	765.1	803.4			
G72.0	618.6	620.5	634.9	643.5	666.4	692.6	723.0			
G73.0	554.0	561.7	571.2	588.1	601.9	628.0	649.1			

C Plane (°):0.0-360.0: 22.5  
 Test Lab:  
 Test Type: TYPE C  
 Temperature:  
 Operator:

Gamma Plane (°):0.0-180.0:1.0  
 Test Device: GPM-1800B  
 Distance: 8.190 m  
 Humidity:  
 Inspector:



## Candlepower Table (Continue 7)

Unit: cd

G\C	C225.0	C247.5	C270.0	C292.5	C315.0	C337.5	C360.0			
G74.0	490.7	492.8	501.6	517.1	538.0	557.4	584.8			
G75.0	435.1	434.0	445.7	449.7	474.8	489.7	515.7			
G76.0	376.5	378.9	390.4	396.7	409.1	424.5	451.4			
G77.0	326.3	329.7	337.6	340.1	354.3	369.0	393.0			
G78.0	280.3	282.4	286.5	293.2	301.9	314.6	340.1			
G79.0	236.1	237.4	240.3	249.8	255.5	264.5	291.8			
G80.0	194.8	193.6	195.8	205.3	215.7	223.4	247.1			
G81.0	159.0	155.9	158.0	161.3	172.3	181.2	201.3			
G82.0	129.1	118.7	122.5	130.0	140.4	147.3	162.6			
G83.0	98.0	89.3	93.1	99.9	112.7	114.1	125.1			
G84.0	77.7	67.1	69.1	71.6	85.6	85.8	94.7			
G85.0	59.2	45.6	55.3	47.6	65.7	61.6	71.5			
G86.0	43.0	27.0	36.6	32.5	44.6	42.3	53.6			
G87.0	28.7	18.0	23.4	19.9	28.9	24.2	38.7			
G88.0	19.1	10.2	13.2	10.8	18.1	12.1	19.7			
G89.0	13.7	6.0	10.2	6.0	10.2	3.0	10.1			
G90.0	12.6	6.0	7.8	5.4	10.2	1.2	6.0			
G91.0	11.4	6.6	8.4	4.2	8.4	2.4	6.5			
G92.0	11.4	4.2	9.6	6.0	7.2	4.2	7.7			
G93.0	10.8	4.8	8.4	1.2	7.2	5.4	6.0			
G94.0	10.2	4.2	9.6	4.8	7.8	4.2	9.5			
G95.0	11.4	6.0	6.0	5.4	6.0	3.0	8.9			
G96.0	12.0	6.6	5.4	4.8	9.0	4.8	10.1			
G97.0	12.0	7.2	7.8	5.4	8.4	6.6	9.5			
G98.0	12.0	9.0	11.4	8.4	7.8	3.6	11.9			
G99.0	14.9	9.0	10.8	7.2	9.0	7.2	9.5			
G100.0	13.7	7.8	12.0	6.6	10.8	5.4	11.3			
G101.0	13.7	7.8	11.4	9.0	10.8	7.2	14.9			
G102.0	12.0	10.8	12.0	3.0	10.8	10.3	14.9			
G103.0	16.1	10.2	13.2	10.2	12.7	10.3	16.7			
G104.0	18.5	12.6	16.2	10.8	13.9	10.9	15.5			
G105.0	17.9	12.0	16.2	12.0	15.1	11.5	16.1			
G106.0	19.1	11.4	17.4	12.0	13.3	13.9	18.5			
G107.0	17.9	12.6	17.4	14.5	13.3	14.5	18.5			
G108.0	19.7	13.2	18.6	15.7	16.3	13.3	21.4			
G109.0	21.5	15.6	17.4	14.5	16.3	16.3	20.2			
G110.0	21.5	16.2	21.0	17.5	16.9	16.3	21.4			

C Plane (°):0.0-360.0: 22.5  
 Test Lab:  
 Test Type: TYPE C  
 Temperature:  
 Operator:

Gamma Plane (°):0.0-180.0:1.0  
 Test Device: GPM-1800B  
 Distance: 8.190 m  
 Humidity:  
 Inspector:

## Candlepower Table (Continue 8)

Unit: cd

G\C	C225.0	C247.5	C270.0	C292.5	C315.0	C337.5	C360.0			
G111.0	23.9	19.8	20.4	16.2	19.9	16.3	24.4			
G112.0	25.7	18.0	22.2	18.7	21.7	18.7	26.2			
G113.0	27.5	21.6	23.4	21.7	20.5	19.3	28.0			
G114.0	26.3	19.8	24.6	21.7	23.5	20.5	26.8			
G115.0	28.7	24.6	26.4	21.7	24.1	22.9	30.4			
G116.0	30.5	25.2	28.2	24.7	23.5	21.1	32.2			
G117.0	32.9	25.8	30.0	25.9	27.7	24.8	33.4			
G118.0	34.7	28.8	29.4	25.9	27.7	26.0	33.9			
G119.0	36.5	30.6	33.6	28.3	28.3	26.0	38.1			
G120.0	35.9	30.0	34.8	27.7	30.7	27.2	39.3			
G121.0	36.5	32.4	36.0	28.9	31.3	28.4	38.1			
G122.0	37.6	33.6	36.0	31.3	32.5	30.2	39.3			
G123.0	36.5	34.8	36.6	33.1	34.3	32.6	42.9			
G124.0	40.0	37.8	37.8	34.3	33.7	33.2	43.5			
G125.0	44.2	38.4	39.0	37.3	36.8	36.8	47.1			
G126.0	44.2	40.2	41.4	37.3	39.8	33.8	47.1			
G127.0	46.0	43.2	43.2	40.9	42.2	37.4	48.8			
G128.0	47.8	42.6	44.5	42.1	43.4	41.1	51.8			
G129.0	50.8	44.4	46.3	41.5	42.8	41.7	54.8			
G130.0	50.2	46.8	48.6	43.9	45.8	43.5	57.2			
G131.0	52.6	45.6	51.1	43.9	47.6	44.1	56.0			
G132.0	55.6	50.4	52.3	48.2	48.2	45.9	59.6			
G133.0	56.2	52.2	52.3	49.4	48.2	45.9	60.1			
G134.0	56.2	49.8	55.3	50.0	51.8	48.9	61.9			
G135.0	59.2	52.2	58.9	53.0	53.6	48.9	63.7			
G136.0	59.2	52.2	56.5	53.0	53.0	51.3	63.7			
G137.0	62.8	56.4	61.3	51.8	55.4	51.9	64.9			
G138.0	63.4	57.6	63.1	56.0	58.4	55.0	66.1			
G139.0	65.7	58.1	64.3	57.8	58.4	56.8	70.3			
G140.0	66.3	61.7	63.7	60.8	60.2	57.4	71.5			
G141.0	66.9	63.5	67.9	61.4	62.1	59.2	74.4			
G142.0	71.7	64.7	64.3	64.4	63.9	62.2	74.4			
G143.0	71.1	65.9	67.9	65.0	66.9	61.0	74.4			
G144.0	72.3	68.3	71.5	65.0	65.1	64.0	76.2			
G145.0	74.7	69.5	70.9	66.8	68.7	65.8	78.0			
G146.0	75.3	71.9	73.9	71.6	69.3	69.4	80.4			
G147.0	77.1	71.3	75.7	69.8	70.5	66.4	81.0			

C Plane (°):0.0-360.0: 22.5  
 Test Lab:  
 Test Type: TYPE C  
 Temperature:  
 Operator:

Gamma Plane (°):0.0-180.0:1.0  
 Test Device: GPM-1800B  
 Distance: 8.190 m  
 Humidity:  
 Inspector:

## Candlepower Table (Continue 9)

Unit: cd

G\C	C225.0	C247.5	C270.0	C292.5	C315.0	C337.5	C360.0			
G148.0	76.5	70.7	78.1	71.6	72.3	69.4	81.6			
G149.0	80.1	74.9	77.5	72.2	75.3	68.8	82.8			
G150.0	80.7	74.9	80.5	72.8	74.7	72.5	85.2			
G151.0	84.3	79.1	79.3	77.7	76.5	72.5	84.0			
G152.0	86.1	80.3	82.3	77.1	79.5	76.1	88.1			
G153.0	87.9	82.1	85.3	80.1	80.1	76.1	89.9			
G154.0	86.7	84.5	85.3	81.3	81.9	78.5	89.9			
G155.0	90.8	84.5	85.9	84.3	81.3	81.5	93.5			
G156.0	90.8	86.9	89.5	84.9	85.0	82.7	94.7			
G157.0	92.0	86.9	90.1	86.1	86.2	83.3	92.9			
G158.0	96.8	89.3	92.5	88.5	89.2	87.6	96.5			
G159.0	96.8	90.5	94.3	89.7	88.6	88.2	97.1			
G160.0	97.4	92.3	97.3	92.7	93.4	88.8	96.5			
G161.0	99.8	95.9	98.5	94.5	93.4	92.4	98.3			
G162.0	101.6	98.3	100.9	96.3	97.6	93.0	99.5			
G163.0	104.6	97.7	102.1	98.1	100.0	95.4	100.6			
G164.0	105.8	98.9	102.1	98.1	97.6	94.8	102.4			
G165.0	109.4	100.7	104.5	101.7	100.6	97.2	104.8			
G166.0	107.0	103.7	105.7	102.3	103.0	100.9	106.0			
G167.0	110.6	106.7	106.3	106.0	103.6	100.9	106.6			
G168.0	110.0	108.5	107.5	106.6	105.4	104.5	107.8			
G169.0	113.0	107.3	111.7	107.8	106.6	105.7	112.0			
G170.0	113.0	107.3	109.9	108.4	108.5	107.5	110.8			
G171.0	114.1	107.3	114.1	108.4	110.3	108.1	110.8			
G172.0	115.3	110.9	115.3	107.8	110.9	108.7	113.7			
G173.0	118.3	110.3	115.9	110.2	112.1	108.7	113.1			
G174.0	121.3	112.7	115.3	113.2	115.1	112.9	117.3			
G175.0	119.5	113.3	117.7	114.4	113.9	112.3	117.3			
G176.0	121.9	116.9	117.7	111.4	113.3	112.3	117.9			
G177.0	118.9	113.3	116.5	115.0	114.5	114.7	116.1			
G178.0	118.9	115.1	117.1	113.2	117.5	112.3	117.9			
G179.0	121.3	117.5	118.3	113.8	116.3	115.3	118.5			
G180.0	120.1	116.9	121.9	115.0	116.3	117.8	115.5			

C Plane (°):0.0-360.0: 22.5  
 Test Lab:  
 Test Type: TYPE C  
 Temperature:  
 Operator:

Gamma Plane (°):0.0-180.0:1.0  
 Test Device: GPM-1800B  
 Distance: 8.190 m  
 Humidity:  
 Inspector: