



LED LUMINAIRES

LED Semi-Cutoff Wallpack Series



High Performance
LED Technology



IP65 Rated



50,000 Hour Life



DLC® Qualified

Long-lasting, low maintenance, energy efficient replacements for HID luminaires



**Durable Die-Cast Aluminum
and Borosilicate Glass
Construction**

Available in Five Sizes

**Up to 73% Energy Savings
vs. HID**

DLC® Qualified

Back by a 5-Year Warranty

Applications:

- Building Entrances
- Gas Stations
- Loading Docks
- Parking Garages
- Pathway Illumination
- Playgrounds
- Schools
- Stairways
- Tunnels

Markets:

- Commercial
- Industrial

LED Semi Cutoff Wallpack Series

Product #: _____ Type: _____

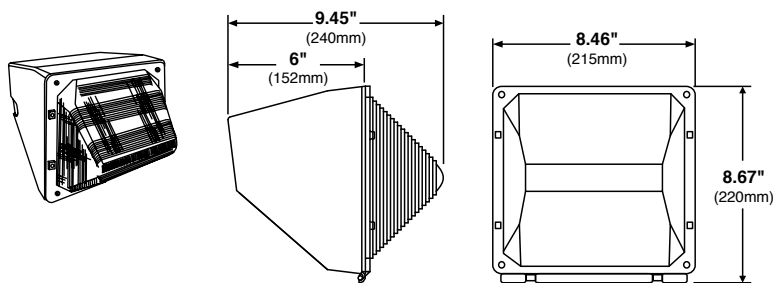
Project: _____ Date: _____

Comments: _____ Initials: _____

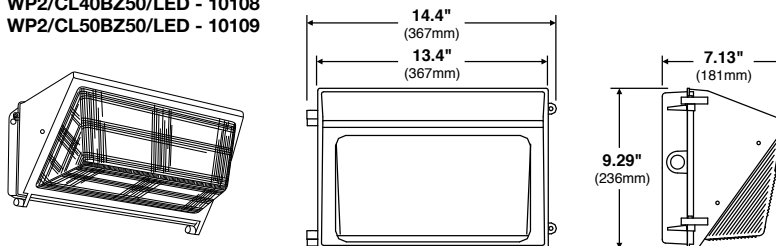
Specifications

- Die-cast aluminum housing and hinged lens frame with captive screws
- Textured architectural bronze powdercoat finish
- Silicone gaskets protect against rust, corrosion, dirt and insects
- Molded prismatic borosilicate glass lens
- Mounts directly over a 4" recessed outlet box
- Removable 1/2" threaded plugs with O-rings for conduit access and photocell provision
- Electrical snap-in connectors to simplify wiring and installation
- Operating temperature range is -40°F (-40°C) to 113°F (45°C)
- Voltage sensing 100-277V dimmable driver
- UL Listed for wet locations
- IP65 rated

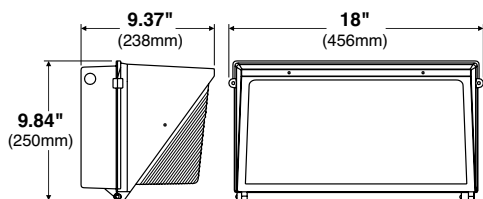
WP2/CL40BZ50/LED - 10107



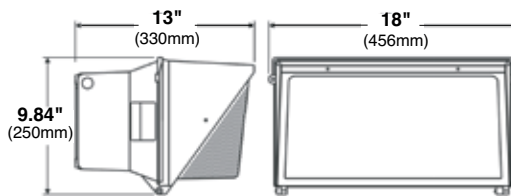
WP2/CL40BZ50/LED - 10108
WP2/CL50BZ50/LED - 10109



99917, WP4/CL87BZ50/LED



99918, WP4/CL120BZ50/LED



Ordering Information

Watt	Product #	Product Code	Volts	Color Temp.	CRI	Lumens	Useful Life*	Pkg. Qty.	Dimmable	Equivalent Wattage
LED Wallpack Series										
30	10107	WP1/CL30BZ50/LED	120-277V	5000K	70	3383	50,000	1	Yes	100
40	10108	WP2/CL40BZ50/LED	120-277V	5000K	70	4303	50,000	1	Yes	150
55	10109	WP2/CL55BZ50/LED	120-277V	5000K	70	5594	50,000	1	Yes	175
LED High Lumen Wallpack Series										
87	99917	WP4/CL87BZ50/LED	120-277V	5000K	70	9,741	50,000	1	Yes	250
120	99918	WP4/CL120BZ50/LED	120-277V	5000K	70	15,574	50,000	1	Yes	400

IP65 Rated luminaires are rated for use outdoors where exposed directly to water from rain or irrigation.

* Useful Life is defined as the point in time at which the lamp will maintain at least 70% of its initial lumens. The lamp will continue to burn past this point, but at decreased light levels.

Warranty – Commercial / Industrial: This product is warranted for 5 years from the date of purchase, based on 10 hours of use per day.

** Check the latest update at www.DesignLights.org for listed product catalog numbers. Not all versions are listed.

LED Semi Cutoff WallPack Accessories

Product #	Product Code	Description
10110	WG1/WP1	Wire Guard for Wallpack 10107
10111	WG2/WP2	Wire Guard for Wallpacks 10108 & 10109
10112	VG1/WP1	Visor for Wall Pack 10107
10113	VG2/WP2	Visor for Wall Packs 10108 & 10109
10114	PCS/WP	Photocell 120-277V

Accessories include hardware.

Warranty – Commercial / Industrial: This product is warranted for 1 year from the date of purchase, based on 10 hours of use per day.

High Lumen WallPack Accessories

Product #	Product Code	Description
99817	WG4/WP4	Wire Guard Wallpack for 99917/99918
99818	VG4/WP4	Visor for 99917/99918

Accessories include hardware.

Warranty – Commercial / Industrial: This product is warranted for 1 year from the date of purchase, based on 10 hours of use per day.