




## LED LUMINAIRES

### LED Gen III Wallpack Series



The LED GENIII Wallpack is designed with high-output LEDs to provide an energy efficient solution to replace up to 400 watt HID fixtures. The traditional, yet robust design maintains a building's aesthetics when upgrading to LED technology. The Wallpack is ideal for warehouses, schools, apartment complexes, loading docks, and other outdoor applications.



Wireguard



Beauty Plate



Visor

**DLC Standard**

**IP65 Rated**

**0-10V Dimming**

**UV Protected Lens**

**Installer Friendly**

**5-Year Warranty**

#### Applications:

- Warehouses
- Schools
- Apartment Complexes
- Personnel Doors
- Loading Docks
- Driveways
- Parking Areas

#### Markets:

- Commercial
- Industrial



Contact Your Customer Care Specialist  
For Pricing, Orders And Technical Support.

800.677.3334 [www.halcolighting.com](http://www.halcolighting.com)

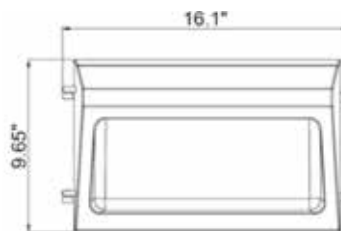
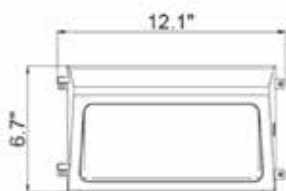
# LED Gen III Wallpack Series

Product #: \_\_\_\_\_ Type: \_\_\_\_\_

Project: \_\_\_\_\_ Date: \_\_\_\_\_

Comments: \_\_\_\_\_ Initials: \_\_\_\_\_

## Dimensions



## Construction

- Injection Die-Cast Aluminum Housing
- Shatter Resistant Borosilicate Glass Lens
- Textured Architectural Bronze Powdercoat Finish
- Silicone Gasketing
- Lightweight Backplate for Easy Installation

## Features

- Heavy Duty, Die-Cast Aluminum Housing
- Lens designed to provide high efficiency and target the light where it's needed 4000K and 5000K color temperature
- Energy Saving 0-10V Dimming, Photocell, and Motion Sensor Options
- IP65 Rated for Outdoor Dust and Wet Locations
- Type IV VS Optics Standard
- 4 Different Lumen Packages to Meet Multiple Application Needs

## Accessories Table

Ordering Code	Product Number	Wattage
10142	WP1/WG	WALLPACK WIRE GUARD; SMALL HOUSING; 40W & 60W Models
10143	WP2/WG	WALLPACK WIRE GUARD; LARGE HOUSING; 90W & 120W Models
10144	WP1/PLATE	BEAUTY PLATE FOR SEMI-CUTOFF WALLPACK; SIZE 1: 18.0" X 8.7" X 10"
10145	WP2/PLATE	BEAUTY PLATE FOR SEMI-CUTOFF WALLPACK; SIZE 2: 18.0" X 7.8" X 10"
10148	WP1/VISOR	WALLPACK VISOR; SMALL HOUSING; 40W & 60W Models
10149	WP2/VISOR	WALLPACK VISOR; LARGE HOUSING; 90W & 120W Models
10150	MS/MC054V	Field Installable MOTION SENSOR/ DAYLIGHT REMOTE CTRL COMPATIBLE RF5.8GHZ 120-277V OCC DLH ADJUSTABLE IP65
10151	RM/MH01	REMOTE CONTROL PROGRAMMING; MS/MC054V; Required for Motion Sensor Commissioning
10152	ASS/DRVR/ YGLPS40W	347-480V Driver For 40W & 60W Wallpacks. 60W Models Require 2 Drivers
10153	ASS/DRVR/ MWHVG100H	347-480V Drivers for 90W Wallpacks
10154	ASS/DRVR/ MWHVG150H	347-480V Drivers for 120W Wallpacks

## Controls

**120-277V Photocell:** The button photocell is designed to control lighting in accordance with ambient light level. It is equipped with quick-response time delay of approx. 3 seconds. The 120-277VAC operation suits most customer use applications. The product is UL773A listed, as well as CE and RoHS certified.

## \*PIR Bi-Level Motion Sensor:

The externally mounted motion sensor is IP65 rated for outdoor use. The bi-level dimming and daylight harvesting functions combine for the ideal energy savings strategy. The compatible remote programmer enables ease of commissioning and re-programming as needed. Please see the MS/MC054V Supplementary Specification Sheet for further details and commissioning instruction. Only one remote programmer is needed to commission multiple sensors

\*The Remote Programmer must be ordered separately for commissioning. See the Accessory Table for Ordering Details

## Ordering Information

Ordering Code	Product Number	Wattage	CCT	Finish
10137	WP1/CL40UBZ50	40	5000K	Bronze
10138	WP1/CL60UBZ50	60	5000K	Bronze
10139	WP2/CL90UBZ50	90	5000K	Bronze
10140	WP2/CL120UBZ50	120	5000K	Bronze
10133	WP1/CL40UBZ50/PC	40	5000K	Bronze
10134	WP1/CL60UBZ50/PC	60	5000K	Bronze
10135	WP2/CL90UBZ50/PC	90	5000K	Bronze
10136	WP2/CL120UBZ50/PC	120	5000K	Bronze
10155	WP1/CL40UBZ40	40	4000K	Bronze
10156	WP1/CL60UBZ40	60	4000K	Bronze
10157	WP2/CL90UBZ40	90	4000K	Bronze
10158	WP2/CL120UBZ40	120	4000K	Bronze
10159	WP1/CL40UBZ40/PC	40	4000K	Bronze
10160	WP1/CL60UBZ40/PC	60	4000K	Bronze
10161	WP2/CL90UBZ40/PC	90	4000K	Bronze
10162	WP2/CL120UBZ40/PC	120	4000K	Bronze

\* Useful Life is defined as the point in time at which the LED will maintain at least 70% of its initial lumens. The LED will continue to operate past this point at decreased light levels.

May not be compatible with all dimming systems, dimming performance may vary by system.

Warranty - Commercial / Industrial: This product is warranted for 5 years from the date of purchase.

\*\* Check the latest update at [www.DesignLights.org](http://www.DesignLights.org) for listed product catalog numbers. Not all versions are listed.